

WALLACE COMMUNITY COLLEGE



FACT BOOK

Dothan • Eufaula • Ozark • Ft. Rucker • Mobile

www.wallace.edu

2
0
0
2

Preface

The Office of Institutional Research is proud to present the fourth edition of the *Wallace Community College Fact Book*. The purpose of the *Fact Book* is to provide comprehensive information and easy access to the most frequently requested data about the College. It can be used for planning, decision-making, policy formation, and as a public relations tool.

The *Fact Book* is an annual publication and produced during the fall semester. As you review and use this publication, please make a note of items that you feel should be added or deleted. Continued improvement is the goal, and current and future publications of the *Fact Book* will reflect suggestions for change.

Most of the information contained in the *Fact Book* is extracted from administrative reports produced on an annual basis by the MIS and Distance Education Department. The expert assistance and cooperation received from Mr. Frank Barefield, MIS Director is greatly appreciated.

Very special thanks are extended to Ms. Tangela Washington for her valuable assistance in completing this year's *Fact Book*.

We hope that you find the *Fact Book* both informative and useful. If you have any questions, comments or suggestions concerning the *Fact Book*, please feel free to call or write us at anytime.

Michael Babb, Ed.D.
Dean of Institutional Support Services
Office of Institutional Research

WALLACE COMMUNITY COLLEGE FACT BOOK

Table of Contents

General Information..... 2

Institutional Effectiveness..... 9

Administration..... 13

Faculty and Staff..... 19

Enrollment..... 28

Degree and Certificate Programs..... 49

Resources, Services, and Facilities..... 57

Budget and Financial Information..... 63

GENERAL INFORMATION

Table of Contents

Facts and Figures Summary.....3

College Profile.....4

History of the College.....5

Institutional and Professional Accreditation.....7

Career/Technical Program Offerings.....8

**FACTS AND FIGURES SUMMARY
FALL 2002**

CAMPUS SIZE

Wallace Campus	215 acres
Sparks Campus	27 acres
Aviation Campus	32 acres

EDUCATIONAL OPTIONS

- Associate in Arts Degree
- Associate in Science Degree
- Associate in Applied Science Degree
- Program Certificate
- Short Program Certificate

TECHNICAL PROGRAMS

- Air Conditioning/Refrigeration
- Airframe Technology
- Auto Body Repair
- Automotive Technology
- Business and Office Information
 - Accounting
 - Computer Applications
 - Office Administration
- Cabinetmaking/Carpentry
- Computer Information Science
 - Computer Applications
 - Computer Programming
 - Internet Technology
- Cosmetology
- Drafting and Design Technology
- Electrical Technology
- Emergency Medical Services
 - Paramedic
- General Aviation Technology
- Industrial Electronics Technology
 - Computer Electronics
 - Industrial Electronics
- Machine Tool Technology
- Masonry
- Network Administration
- Nursing
- Plumbing
- Powerplant Technology
- Welding Technology

INSTRUCTIONAL AREAS

- Applied Technologies and the Arts
- Health Sciences
- Humanities and the Sciences

TOTAL OPERATING BUDGET

\$32 million

TUITION AND FEES

- In-state \$68 per semester hour
- Out-of-state \$128 per semester hour
- Internet \$76 per semester hour

STUDENTS

Fall 2002 Enrollment

Credit students	4092
Non-credit students	1014
Total Enrollment	5106

COURSE LOAD

Full-time Enrollment	2532
Part-time Enrollment	2574

DOMICILE

In-state Enrollment	94%
Out-of-state Enrollment	6%

MINORITY ENROLLMENT

African American	24.5%
Asian American	1.0%
Hispanic American	1.0%
Native American	.2%
Other	.6%

GENDER

Female	56.4%
Male	43.6%

FINANCIAL AID

Students Receiving Aid (92%)	3765
Average Aid Package	\$1762

COLLEGE PROFILE

Wallace Community College (WCC) is a public, educational, two-year institution now serving seven counties in southeast Alabama, Mobile county in southwest Alabama, and the contiguous counties to southeast Alabama in Georgia and northwest Florida. WCC now encompasses the Wallace Campus in Dothan, the Aviation Campus in Ozark, and the Sparks Campus in Eufaula. Additionally, the College offers classes at centers in Mobile and Fort Rucker, and it provides skills training at correctional facilities in Clayton and Clio, Alabama. The College offers unparalleled educational opportunities, including programs in academics, allied health and nursing, aviation, and career and technical fields.

Throughout the history of this institution, it has served the southeast Alabama community by providing quality instructional programs in both occupational and college-transfer programs. Four-year colleges and universities find Wallace graduates to be well prepared for higher level studies, as the College provides them with excellent preparation in English, history, math, science, psychology, and other transfer courses. The College provides educational opportunities not only to the residents of its service area but to anyone who has access to the Internet. The College now offers over 35 distance education courses that allow a great deal of flexibility in scheduling for faculty and students. Students can enroll in these courses and complete the course work at their convenience.

The College offers the service-area community a number of special programs through Adult Services, Community Services, and Corporate Services departments. These programs include courses in GED Preparation and English as a Second Language; non-credit and continuing education short courses, which provide cultural enrichment opportunities; and custom-designed, short-term training for local businesses and industries. The College is also a licensed Work Keys Service Center and is able to help its business and industry partner's better match the requirements of their job openings to the skills of their job applicants.

HIGHLIGHTS OF THE COLLEGE

- Wallace Community College recently unveiled its plans for a campus –wide facelift which will begin with renovations and additions to one of its busiest buildings-the Science Building.
- Students of WCC's radiologic technology program placed second in competitions at the 56th annual meeting of the Alabama Society of Radiologic Technologists.
- The Lady Gavs closed the 2003 season with a 46-6 record, the state championship trophy and a ranking of sixth in the nation.
- Three students from Wallace Community College placed in the Skills USA-VICA competition in Kansas City, Missouri. Jonathan Halbert, Mac Bynum and Curtis Bynum, all of Eufaula, were recognized as the only postsecondary students in the state of Alabama to win top prizes.

HISTORY OF THE COLLEGE

In 1997, the Alabama State Board of Education and the Alabama Commission on Higher Education (ACHE) approved the proposed merger of Alabama Aviation and Technical College and George C. Wallace Community College. Following approval by these agencies, the College hosted a substantive change visit by the Commission on Colleges of the Southern Association of Colleges and Schools (SACS) in September 1998. The Commission granted final approval of the consolidation of the two institutions in December 1998.

In March 1999, the merger process between Sparks State Technical College and George C. Wallace Community College was initiated. By October 1999, both the Alabama State Board of Education and ACHE had approved the *Statement of Intent to Merge* the two institutions as well as the administrative and programmatic phases of consolidation. A substantive change visit by the Commission on Colleges of SACS was scheduled for January 2000 and final SACS approval of the consolidation received in June 2000. Brief histories of the Wallace Campus, Aviation Campus, and Sparks Campus follow.

Wallace Campus

The George C. Wallace State Technical Trade School was established by the Alabama Regional Trade School Act of 1947. The first students, 13 in all, enrolled in the school's Sheet Metal program in January 1949. In 1955, the name of the institution was changed to George C. Wallace State Vocational Trade School. On May 3, 1963, the Alabama State Legislature decreed that a junior college be developed on the technical school site, and the institution became George C. Wallace State Technical Junior College. In response to a recommendation by the Southern Association of Colleges and Schools, the technical school and junior college were united in 1969 to form South Alabama's first comprehensive community college. The Commission on Colleges of the Southern Association of Colleges and Schools accredited George C. Wallace State Community College to award associate degrees and certificates in 1969, and the College's accreditation was reaffirmed in 1973, 1984, 1994, and 2002.

Aviation Campus

Alabama Aviation and Technical College originated in 1960 as a part of the educational program administered by the Ozark City Board of Education. In 1962, the institution's aviation maintenance program was certified by the Federal Aviation Administration. By act of the State Legislature in 1963, the institution, which was then known as Alabama Institute of Aviation Technology, was brought under the State Board of Education as a state vocational trade school. In 1970, the institution was accredited by the Commission on Occupational Education Institutions of the Southern Association of Colleges and Schools. In 1973, the State Board of Education changed the name to Alabama Aviation and Technical College, and in 1976, the Board authorized the establishment of an off-campus center in

Mobile, Alabama. In 1991, the College was accredited by the Commission on Colleges of the Southern Association of Colleges and Schools to award the associate in applied science degree, and the College's accreditation was reaffirmed in 1997. The Aviation Campus includes the Aviation Center at Mobile and the Fort Rucker Center.

Sparks Campus

Sparks State Technical School, named for former Alabama Governor Chauncey Sparks, began operating on July 6, 1966, with an enrollment of 44 students. In 1968, the name was changed to Sparks State Technical Institute. With the offering of the associate in applied technology degree in 1974, the name became Sparks State Technical College, and the College was accredited by the Commission on Occupational Education Institutions (COEI) of the Southern Association of Colleges and Schools. Since that time, COEI has evolved into the Council on Occupational Education (COE), a national accrediting agency for technical institutions. The College was reaffirmed for COE accreditation in 1998. Sparks also provides correctional education programs at Easterling Correctional Facility in Clio, Alabama, and Ventress Correctional Facility in Clayton, Alabama.

Institutional and Professional Accreditation

Institutional Accreditation

Wallace Community College is accredited by the Commission on Colleges of the Southern Association of Colleges and Schools to award Associates degrees and certificates.

Accrediting Agency	Program	Award(s)
National Accrediting Agency for Clinical Laboratory Science (NAACLS)	Clinical Laboratory Technician	AAS
The Commission on Accreditation of Allied Health Education Programs (CAAHEP)	Emergency Medical Services-Paramedic	AAS, Certificate
Committee on Accreditation of Educational Programs for the EMS Professions (CoAEMSP)		
Federal Aviation Administration (FAA)	Air Frame Technology Powerplant Technology	AAS, Certificate
The Commission on Accreditation of Allied Health Education Programs (CAAHEP)	Medical Assisting	AAS
Committee on Accreditation of Medical Assistant Education		
Joint Review Committee on Education in Radiologic Technology	Medical Radiologic Technology	AAS
National League for Nursing Accrediting Commission (NLNAC)	Nursing ADN/LPN	AAS, Certificate
Commission on Accreditation in Physical Therapy Education (CAPTE)	Physical Therapist Assistant	AAS
Commission on Accreditation of Allied Health Education Programs (CAAHEP)	Respiratory Therapist Program	AAS
Joint Review Committee for Respiratory Therapy Education		
National Automotive Technicians Education Foundation (NATEF)/Automotive Service Excellence(ASE)	Automotive Technology	AAS

**Wallace Community College
2002 Career/Technical Program Offerings**

PROGRAM	Wallace		Sparks		Aviation		Ft. Rucker		Mobile		Easterling		Ventress	
	D	N	D	N	D	N	D	N	D	N	D	N	D	N
Accounting Technology	X	X	X	X										
Air Conditioning/ Refrigeration		X	X										X	
Airframe Technology					X				X					
Auto Body Repair		X	X											
Automotive Technology	X				X									
Avionics Technology					X				X					
Cabinetmaking/Carpentry		X	X								X			
Child Development	X	X		X										
Clinical Lab Technician	X													
Computer Electronics Technology			X											
Computer Information Science	X		X	X										
Cosmetology	X		X				X	X						
Cosmetology Instructor Training			X											
Cosmetology Nail Tech	X		X											
Drafting and Design Technology	X	X	X								X			
Electrical Technology	X	X	X								X			
EMS	X	X												
General Aviation Technology					X				X					
Industrial Electronics Technology	X	X	X											
Industrial Maintenance			X											
Machine Tool Technology	X	X												
Masonry			X								X			
Medical Assisting	X													
Medical Radiologic Technology	X													
Nursing, ADN	X													
Nursing, LPN	X	X	X				X	X						
Office Administration			X	X										
Physical Therapist Assistant	X													
Plumbing											X			
Powerplant Technology					X				X					
Respiratory Therapist	X													
Small Engine Repair	X												X	
Upholstery	X													
Welding Technology	X		X											

LEGEND: D-day offering N-night offering

INSTITUTIONAL EFFECTIVENESS

Table of Contents

Statement of Vision..... 10

Statement of Values..... 10

Statement of Mission..... 10

Statement of Role and Scope..... 11

Institutional Goals..... 11

STATEMENT OF VISION

George C. Wallace Community College will be a leading community college, nationally recognized for excellence and innovation in education and student success. The College will be the primary choice of citizens preparing for the job market, seeking an associate or advanced degree, and/or pursuing career advancement or personal development. College partnerships with area schools, business and industry, and governmental agencies will contribute to an educational system that enhances economic development and quality of life in the region.

STATEMENT OF VALUES

George C. Wallace Community College respects the diversity of its student body and recognizes the worth and potential of each student. Therefore, the College affirms the following values:

Commitment to Students

Belief in providing quality, accessible instruction, resources, and support services to enhance the growth and development of students.

Commitment to Faculty and Staff

Belief in the importance of providing a work and learning environment characterized by integrity, clear communications, open exchange of ideas, involvement in decision making, and respect for all individuals.

Commitment to Community

Belief in enhancing the economic vitality and quality of life for all citizens of the community.

Commitment to Diversity

Belief in acknowledging and respecting the diversity of the community.

Commitment to Excellence

Belief in the pursuit of excellence in all College programs and services.

STATEMENT OF MISSION

George C. Wallace Community College, a comprehensive community college, seeks to provide accessible quality educational opportunities, promote economic growth, and enhance the quality of life of its constituents.

STATEMENT OF ROLE AND SCOPE

The College fulfills its mission through a clearly defined set of programs and services that include the following:

College-level Credit Programs

The College offers credit courses leading to associate degrees and certificates in career/technical fields and transfer majors.

Continuing Education Programs

The College provides professional and personal development opportunities for individuals, agencies, and business and industry.

Economic Development Programs

The College provides workforce training for new and expanding industries and assists in recruiting business and industry to the region.

Student Development Programs and Services

The College offers programs and services to enrolled and prospective students to enhance their opportunities for success and their potential for personal, educational, and professional growth.

Support Programs and Services

The College provides recruitment, evaluation, counseling, and instructional programs and services that increase access and opportunities for success for students not traditionally served by higher education.

INSTITUTIONAL GOALS

1. Develop, enhance, and revise curricula to meet the needs of the community.
2. Promote learning through excellence in teaching, support services, and instructional delivery systems.
3. Ensure access and diversity throughout the College.
4. Provide a quality environment for learning and work through open communication, professional development, and support services.
5. Provide quality facilities and equipment to support College programs and services.
6. Refine processes and procedures to enhance quality, demonstrate effectiveness, and ensure accountability.

7. Seek additional resources to support the College mission.
8. Maximize productivity and efficiency through the allocation of available resources.
9. Expand collaborations and partnerships to promote progress in the region.
10. Strengthen community ownership of and support for the College.

ADMINISTRATION

Table of Contents

President of Wallace Community College..... 14

Administration and Control..... 15

Administrative Council..... 16

Instructional Division..... 16

Instructional Support Programs.....17

PRESIDENTS OF WALLACE COMMUNITY COLLEGE

Dr. Phillip J. Hamm
1955-1962

George Grimsley
Acting President
1962-1966

Dr. Phillip J. Hamm
1966-1980

George Grimsley
Acting President
1980

Dr. Nathan Hodges
1980-1991

Dr. Imogene Mixson
Acting President
1991

Dr. Larry Beaty
1991-1998

Mr. Johnny Joyner
Acting President
1998-1999

Dr. Linda C. Young
1999-Present



Dr. Young is the fifth President of the Wallace Community College. Dr. Young began her college career at Enterprise State Junior College and later received her bachelor's and master's degrees from Troy State University and a doctorate from Auburn University.

She has devoted her life to education, working 2 1/2 years in K-12 and 30 years in Alabama's two-year college system. Early in her career, she worked in various positions at her alma mater, Enterprise State Junior College, and later served for three years as executive assistant to the chancellor. She served a short period as dean of academic affairs at Lurleen B. Wallace Junior College before being appointed president of Sparks State Technical College in Eufaula. With that appointment, she became the first female in Alabama history to head a technical college. With the 1999 merger of Wallace Community College and Sparks State Technical College, Dr. Young was appointed president of the newly merged institution--one of the largest and most diverse community colleges in the state, with the Wallace Campus in Dothan, the Aviation Campus in Ozark, the Sparks Campus in Eufaula, and instructional sites in Mobile, Fort Rucker, and the two prisons in Barbour County.

Dr. Young considers herself an advocate for regionalism and workforce development. As such, she serves in a number of civic organizations, professional associations, and advisory groups, where she has received many accolades from her peers. She has served as president of the Eufaula/Barbour County Chamber of Commerce and the Greater Barbour County United Way. She is a graduate of the 2000 Class of Leadership Alabama and currently serves on its board of directors. She also currently serves as a member of the Alabama Technology Network Board of Directors, the Colonial Bank Board of Directors, the Alabama Industrial Development and Training Institute (AIDT) Advisory Council, the Dothan Area Chamber of Commerce Executive Committee and Board of Directors, the Ozark Economic Development Advisory Board, the Fort Rucker-Wiregrass Chapter of the Association of the United States Army (AUSA) Board, the Bevill Center for Electronics Technology Board of Advisors, the Alabama Partnership for Children, and Wiregrass Forum. In 2001, she was named a Paul Harris Fellow by the Eufaula Rotary Club, one of the highest honors a Rotarian can receive.

ADMINISTRATION AND CONTROL

Wallace Community College is under the control of the State Board of Education. The President of the College is directly responsible to the State Board of Education through the Chancellor of the Alabama College System, Dr. Roy Johnson.

ALABAMA STATE BOARD OF EDUCATION

Governor Bob Riley.....President

First District.....Mr. Randy McKinney
P. O. Box 2999
Gulfshore, AL 36547

Second District.....Ms. Betty Peters
3507 Huntington Place
Dothan, AL 36303

Third District.....Ms. Stephanie W. Bell
3218 Lancaster Lane
Montgomery, AL 36106

Fourth District.....Dr. Ethel H. Hall
7125 Westmoreland Drive
Fairfield, AL 35064

Fifth District.....Ms. Ella B. Bell
2634 Airwood Drive
Montgomery, AL 36108

Sixth District.....Mr. David F. Byers, Jr.
2 Metroplex Drive, Suite 111
Birmingham, AL 35209

Seventh District.....Ms. Sandra Ray
2008 University Blvd.
Tuscaloosa, AL 35401

Eighth District.....Dr. Mary Jane Caylor
P. O. Box 18903
Huntsville, AL 35804

ADMINISTRATIVE COUNCIL

Linda C. Young	President
Mackie H. Jordan	Executive Assistant to the President
H. Lynn Bell	Dean of Business Affairs
William. H. Brown	Dean of the College/Chief Instructional Officer
Mark Shope	Dean of College Services
Eddie Foote	Dean of Finance
Kay Roney	Dean of Institutional Advancement
Eva Sasser	Dean of Institutional Effectiveness
John Fergus	Dean of Instructional Affairs
Mike Babb	Dean of Instructional Support Services
Jackie Screws	Dean of Student Affairs

Campus Deans/Center Directors

William H. Brown	Campus Dean of Aviation Campus
Jackie Screws	Campus Dean of Sparks Campus
Mark Shope	Campus Dean of Wallace Campus
Larrie Zimmer	Director of Aviation Center at Mobile
John Yeager	Director of Ft. Rucker Center

INSTRUCTIONAL DIVISION

Instructional Coordinators

Kathy Buntin	Health Sciences
Angie Livingston	Applied Technologies and the Arts
Shannon Thomas	Humanities and the Sciences

Division Directors

Earle Shaw	Allied Health
Jackie Spivey	Associate Degree Nursing
Debbie Brown	Licensed Practical Nursing
Melba Chasteen	College Studies, Humanities, and Education
Earl Jernigan	Science, Business, and Related Technologies
Ken Hester	Social and Technological Sciences
Bob Lee	Aviation (Ozark)

Larrie Zimmer	Aviation (Mobile)
Jim Kinney	Mathematics and Applied Technologies
Ralph Purvis	The Arts and Physical Education
Megan Johnson	Learning Resources Center System

INSTRUCTIONAL SUPPORT PROGRAMS**Adult Education**

Lynn Ivey	Supervisor
-----------	------------

Learning Resources Center

Megan Johnson	LRC Director (Wallace)
A.P. Hoffman	LRC Director (Aviation)
Clara Martin	LRC Director (Sparks)

Student Services Programs

Mike Abbott	Student Support Services Director (Aviation)
Mickey Baker	Student Support Services Director (Sparks)
Locy Baker	Student Support Services Director (Wallace)
Jeanette Baxley	Talent Search Director (Sparks)
Helen Nichols	Talent Search Director (Aviation)
Linda Watson	Upward Bound Director (Sparks)

Student Affairs

Brenda Barnes	Assistant Dean
Erma Perry	Financial Aid Director

Athletics

Gene Dews	Athletic Director
-----------	-------------------

Corporate and Continuing Education

Pat Byrne	Director
-----------	----------

Maintenance/Custodial

Ronnie Kelley Director

MIS and Distance Education

Frank Barefield Director

Personnel

Betty Roberts Director

Public Relations and Marketing

Sally Buchanan Director

FACULTY AND STAFF

Table of Contents

Full-Time Faculty Profile.....20

Full-Time Faculty/Administrator Profile..... 21

Faculty/Staff Age Distribution.....23

Employees by Pay Schedule.....24

Full-Time Employee by Degree/Diploma Obtained..... 25

Alabama College System Chancellor’s Awards, 1997-2002..... 26

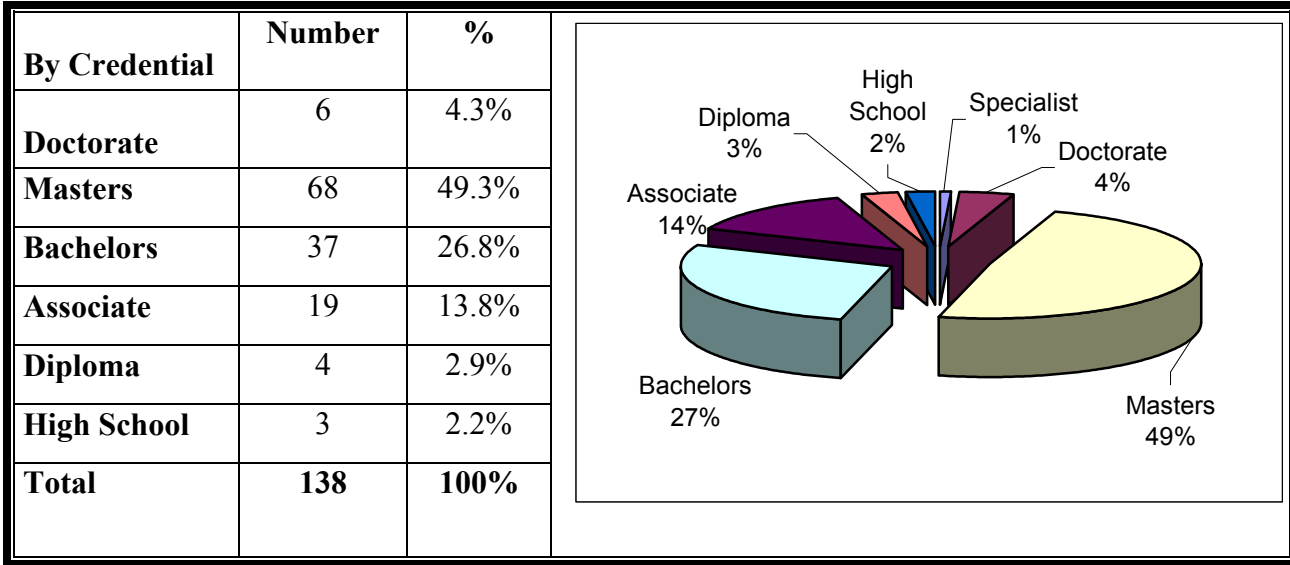
Faculty and Staff Awards.....27

Faculty and Staff Offices Held.....27

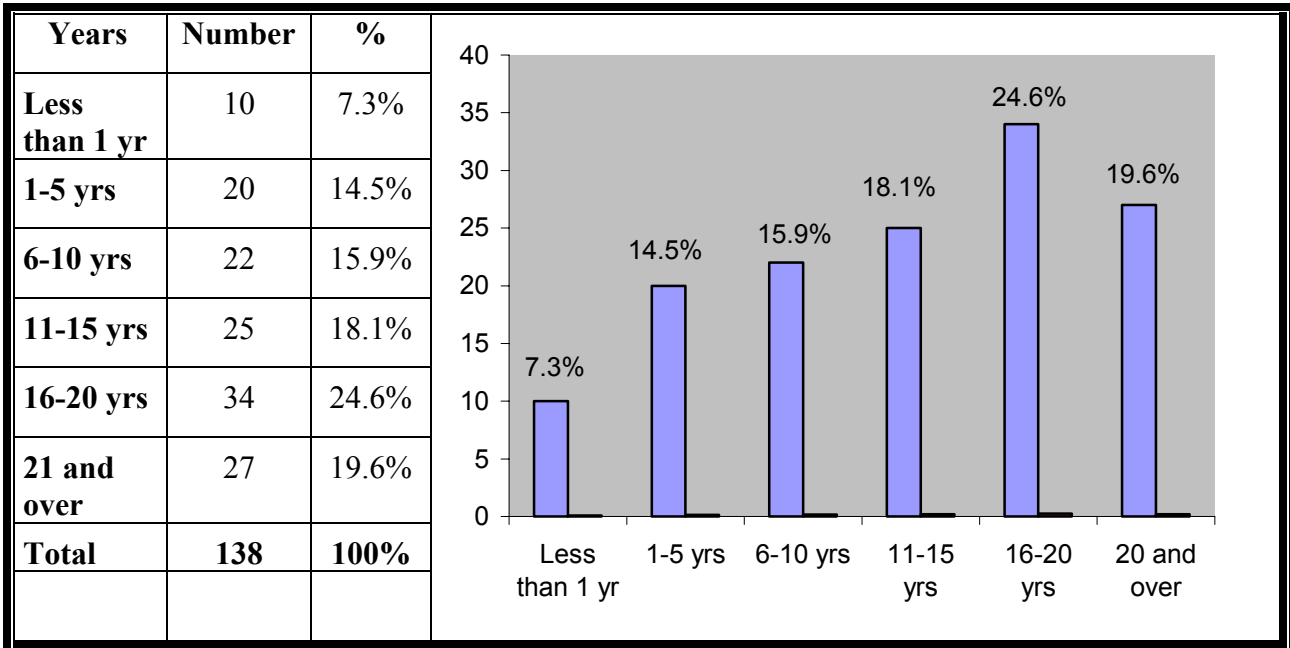
FULL-TIME FACULTY PROFILE

FALL 2002

Full-Time Faculty by Credential



Faculty Tenure



**FULL-TIME FACULTY/ADMINISTRATOR PROFILE
FALL 2002**

ETHNIC DISTRIBUTION

CATEGORY	BLACK		HISPANIC		WHITE		TOTAL
	Number	Percent	Number	Percent	Number	Percent	
Full-Time Faculty	10	7.3%	1	0.7%	127	92.8%	138
Administrators	1	9.0%	0	0%	10	91.0%	11
Librarians	0	0%	0	0%	3	100%	3
Total	11	7.3%	1	0.6%	140	92.1%	152

HIGHEST DEGREE DISTRIBUTION

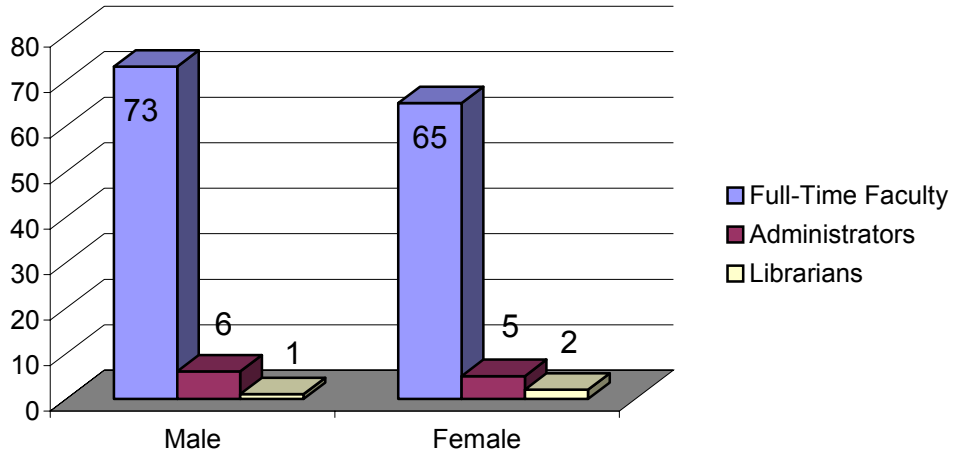
CATEGORY	DOCTORATE	SIXTH YEAR	MASTERS	BACHELORS	ASSOCIATE	TECH DPL	OTHER	TOTAL
Full-Time Faculty	6	1	68	37	19	4	3	138
Administrators	6	0	4	1	0	0	0	11
Librarians	0	1	2	0	0	0	0	3
Total	12	2	74	38	19	4	3	152
Percent of Total	7.9%	1.3%	48.7%	25.0%	12.5%	2.6%	2.0%	100%

GENDER DISTRIBUTION

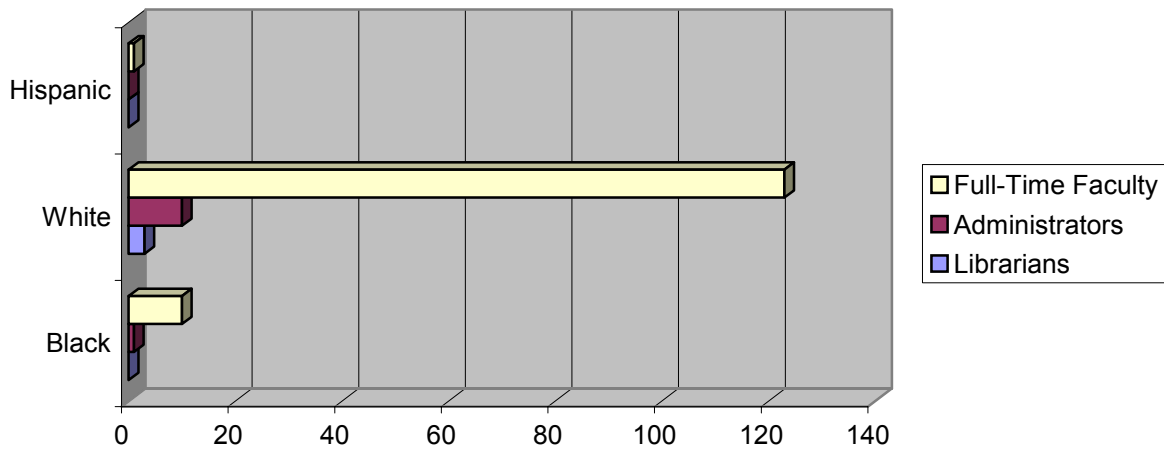
CATEGORY	MALE		FEMALE		TOTAL
	NUMBER	PERCENT	NUMBER	PERCENT	
Full-Time Faculty	73	52.9%	65	47.1%	138
Administrators	6	54.5%	5	45.5%	11
Librarians	1	33.3%	2	66.7%	3
Total	80	52.6%	72	47.4%	152

FULL-TIME FACULTY/ADMINISTRATOR PROFILE
FALL 2002

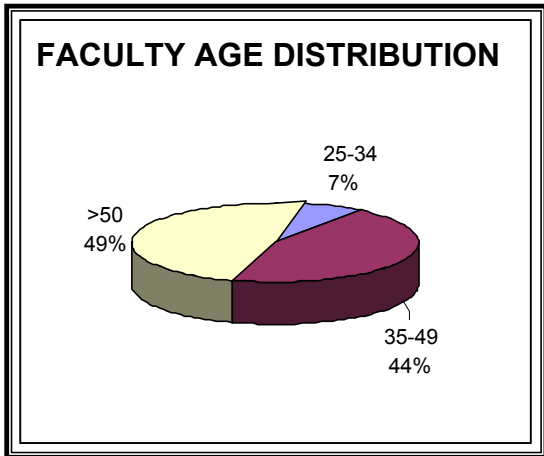
Gender Distribution



Ethnic Distribution

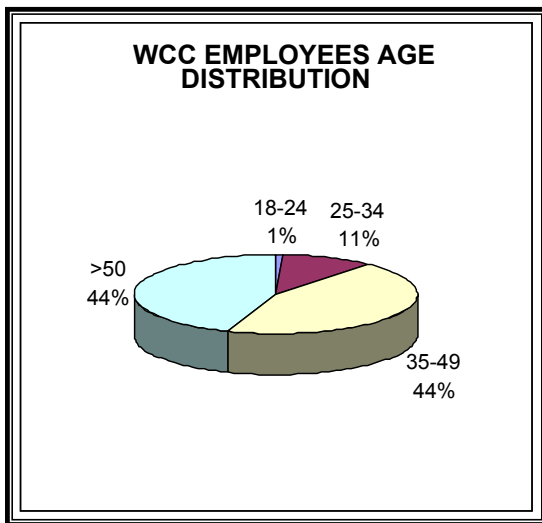


FACULTY/STAFF AGE DISTRIBUTION



FACULTY AGE GROUPS

	25-34	35-49	50+
Number	10	60	68
Percent	7%	44%	49%



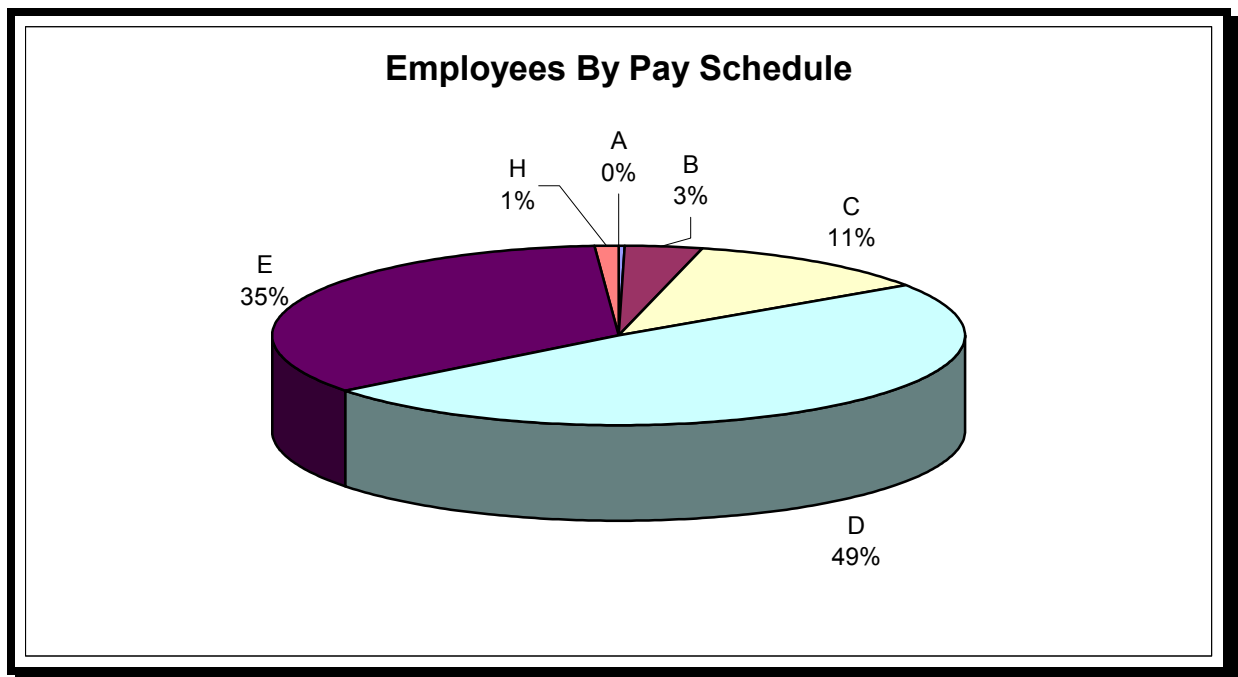
EMPLOYEE AGE GROUPS

	18-24	25-34	35-49	+50
Number	5	57	231	238
Percent	1%	11%	44%	44%

Employees by Pay Schedule

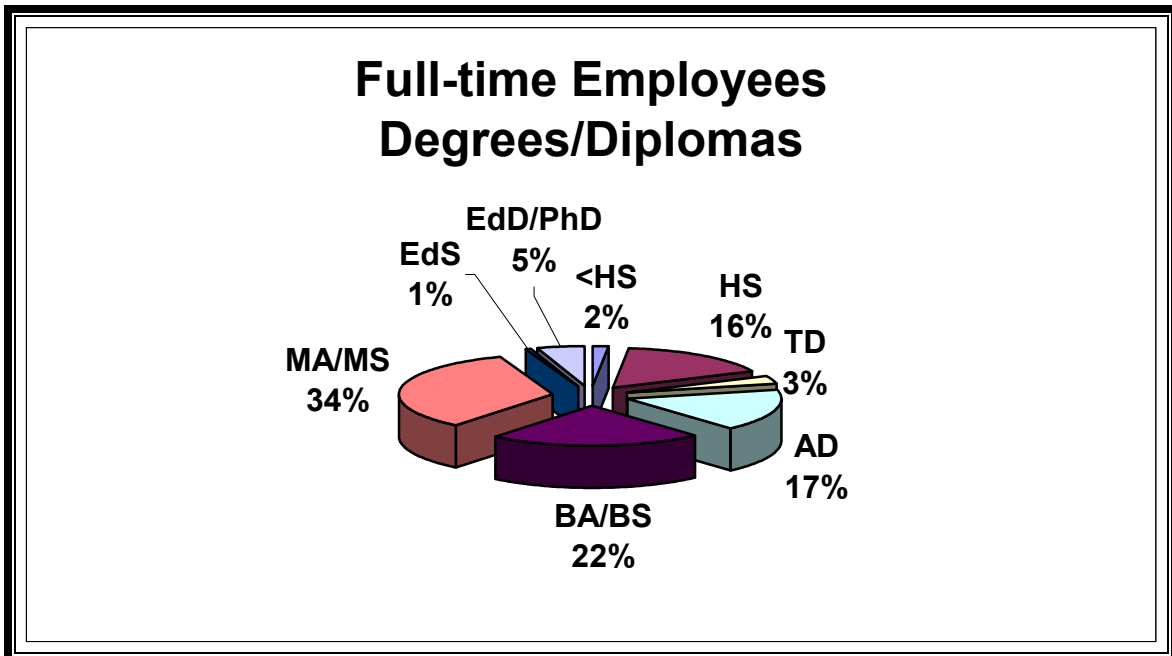
Distribution by Sex			
Schedule	Male	Female	Total
A	0	1	1
B	6	4	10
C	10	23	33
D	74	66	136
E	21	77	97
H	3	0	2
Total	114	172	286

Distribution by Ethnicity														
Schedule	Black		Native American		Asian		Hispanic		White		Other		Total	
A	0	0%	0	0%	0	0%	0	0%	1	.43%	0	0%	1	.36%
B	1	2%	0	0%	0	0%	0	0%	8	3.4%	0	0%	9	3.3%
C	10	17%	0	0%	0	0%	0	0%	23	9.9%	0	0%	33	10.9%
D	10	25%	0	0%	0	0%	1	0%	127	54.1%	0	0%	140	49.3%
E	23	51%	0	0%	0	0%	2	100%	73	31.8%	0	0%	98	35.1%
H	2	5%	0	0%	0	0%	0	0%	1	.43%	0	0%	3	1.1%
Total	46	100%	0	0%	0	0%	3	100%	237	100%	0	0%	286	100%



**FULL-TIME EMPLOYEES
BY DEGREE/DIPLOMA OBTAINED
FALL 2002**

Degree/Diploma	Number	Percent
Less than High School (<HS)	5	1.7%
High School (HS)	47	16.4%
Technical Diploma (TD)	9	3.2%
Associate Degree (AD)	49	17.1%
Bachelor's Degree (BA/BS)	64	22.4%
Master's Degree (MA/MS)	96	33.6%
Education Specialist (EdS)	2	.7%
Doctorate (EdD/PhD)	14	4.9%
Totals	286	100%



**ALABAMA COLLEGE SYSTEM
CHANCELLOR'S AWARDS, 1997-2002
WALLACE COMMUNITY COLLEGE NOMINEES**

	1997	1998	1999*
ADMINISTRATOR	Jane French (S) Betty Roberts (A)	Dan Blalock (S) Bob Frank Williams (W)	Tellis Copeland
ACADEMIC FACULTY	Dr. Jerre Lu Mason (W)		Tara Estes
TECHNICAL FACULTY	Ken Hester (S) Dr. Eva Sasser (A) John Waters (W)	Leslie Griffin (S)	Tom Paramore
SUPPORT STAFF	Marian Centanni (A) Joy Childers (W) Frances Green (S)	Judy Marshall (S)	Diane Ethridge
	2000*	2001*	2002*
ADMINISTRATOR	John Fergus	Dr. Mike Babb	Jane Boyette
ACADEMIC FACULTY		Dr. Jim Kinney	Kathy Buntin
TECHNICAL FACULTY	Cindy Eller	C. Wayne Bynum	Phillip C. Purvis
SUPPORT STAFF	Jim Roberson	Cornelia Turner	Jane Edgar

CHANCELLOR'S AWARD STATE WINNERS

1987-2002

1987	Mina Dickens	Technical Faculty	George C. Wallace Community College
1988	Linda Parrish	Technical Faculty	George C. Wallace Community College
1989	Myra Woodham	Technical Faculty	George C. Wallace Community College
1990	Dr. Imogene Mixson	Administrator	George C. Wallace Community College
1993	Jacqueline Screws	Administrator	Sparks State Technical College
	Charles D. Tucker	Academic Faculty	George C. Wallace Community College
	James D. Burchett	Technical Faculty	Alabama Aviation and Technical College
1994	Jane Ann Shannon	Technical Faculty	George C. Wallace Community College
1997	Dr. Jerre Lu Mason	Academic Faculty	George C. Wallace Community College
	Dr. Eva Sasser	Technical Faculty	Alabama Aviation and Technical College
2001	Dr. Mike Babb	Administrator	Wallace Community College

A – Aviation Campus Nominee

S – Sparks Campus Nominee

W – Wallace Campus Nominee

* Merged Institution Nominees

FACULTY AND STAFF AWARDS

Faculty

Bates Gilmore	2003 Frederick P. Harris Technologist of the Year Award
David Cobb	2003 Phi Theta Kappa Horizon Award
Greg Grimsley	2002-03, Vice President, Southeast Alabama Society of Radiologic Technologist
Marilyn Hudgins	2001 Master Teacher Seminar Participant
Larrie Zimmer	2001 Master Teacher Seminar Participant
Ashli Boutwell	2002 Master Teacher Seminar Participant
Kim McDaniel	2002 Master Teacher Seminar Participant
Dan Riley	2002 Master Teacher Seminar Participant
Tony Holland	2002 Who's Who Among America's
Earl Jernigan	Teachers Award
Allyson Marbut	
Vanessa Passler	

FACULTY AND STAFF OFFICES HELD

Individual

Office Held

Dr. Mike Babb	2001-2002 Vice President; 2002-2003 President, Instructional Officers' Association
John Fergus	2002-2003 President-Elect, American Technical Education Association's Mississippi River and Gulf Region
Lynn Ivey	2002-2003 President, Alabama Association for Public and Continuing Adult Education
Angie Livingston	2002 Participant in the Alabama Community Leadership Program
Jackie Screws	2001-2002 President; 2002-2003 Past-President, Deans of Student Affairs Association
Priscilla Tucker	2002-2003 Treasurer, American Physical Therapy State Association

ENROLLMENT

Table of Contents

Snapshot of Student Body..... 29

Enrollment by Programs..... 30

Enrollment by Program Area..... 31

Enrollment by Campus..... 33

Gender Enrollment..... 34

Enrollment by Race..... 35

Enrollment by Alabama County of Residence..... 36

Freshmen ACT Compass Results..... 37

Graduates by Program..... 38

Degrees Conferred..... 40

Honor Graduates..... 41

Student Awards..... 42

Distribution of Grades..... 45

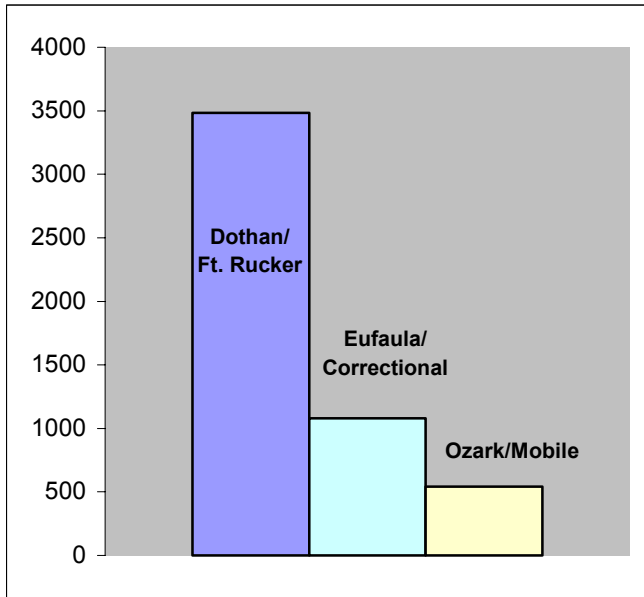
ACS Student Headcount Comparison..... 46

ACS Student Credit Hour Production Comparison..... 47

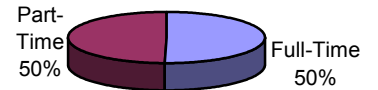
ACS Awards Conferred Comparison..... 48

Snapshot of Fall 2002 Student Body

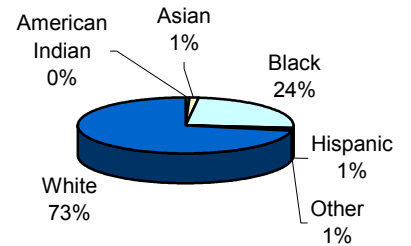
Enrollment By Campus



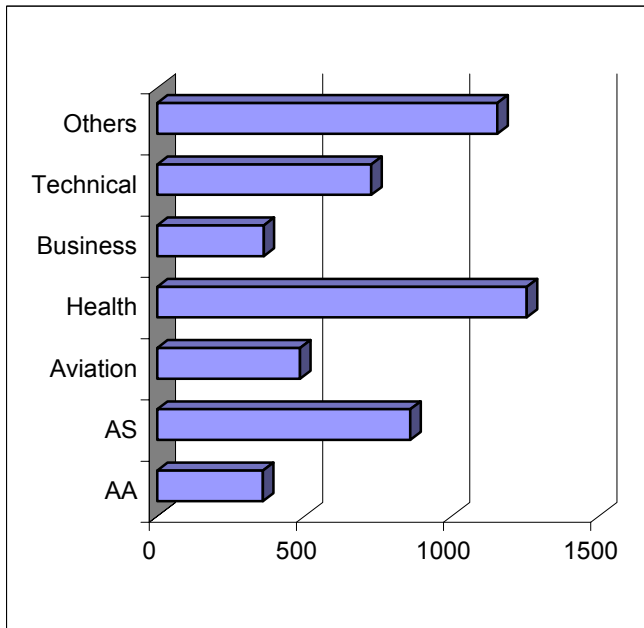
Enrollment by Status



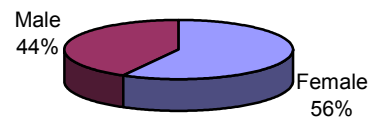
Enrollment by Ethnic Group



Enrollment by Program Area



Enrollment by Gender



ENROLLMENT BY PROGRAMS FALL 00-02

Program	2000	2001	2002	3 Year % Change
Adult Literacy	159	139	152	-4.4%
Air Conditioning and Refrigeration	53	57	55	3.7%
Airframe Technology	161	326	364	126%
Automotive Body & Repair	30	24	13	-56.2%
Automotive Technology	28	24	38	35.7%
Avionics Technology	49	64	68	38.8%
Cabinetmaking	67	72	55	17.9%
Child Development			30	NA
Clerical Technology	44	19	0	NA
Computer Information Science	162	200	154	-4.9%
Cosmetology	97	127	131	35.1%
Cosmetology Instructor Training	3	1	1	-67%
Continuing Education	735	916	694	-5.5%
Drafting and Design Technology	106	98	82	-22.6%
Electrical Technology	84	110	87	3.6%
Emergency Medical Services	89	71	41	-53.9%
Flight Technology	0	2	0	0
Industrial Electronics Technology	77	86	62	-19.5%
Industrial Maintenance Technology	0	3	0	0
Machine Tool Technology	16	10	13	-18.8%
Masonry	22	40	36	63.7%
Medical Assisting	90	92	85	-5.5%
Medical Radiologic Technology	28	26	26	-7.1%
Medical Transcription	9	11	22	144%
Nursing, Associate Degree	130*	178*	793	NA
Nursing, Licensed Practical	146	168	201	37.7%
Office Administration	119	149	208	NA
Physical Therapist Assistant	4	2	44	1000%
Plumbing	10	23	21	110%
Powerplant Technology	70	91	53	-24.3%
Respiratory Therapist	15	21	40	167%
Small Engine Repair	45	40	46	2.2%
Training for Business/Industry	201	80	168	-16.4%
Transfer AA	322	360	259	-19.6%
Transfer AS	1093*	932*	860	NA
Undeclared	194	167	142	-26.8%
Upholstery	15	17	22	46.7%
Welding	24	38	36	50%
Total Fall Enrollment	4610	5198	5106	10.8%

**ENROLLMENT BY AREA
FALL 00-02**

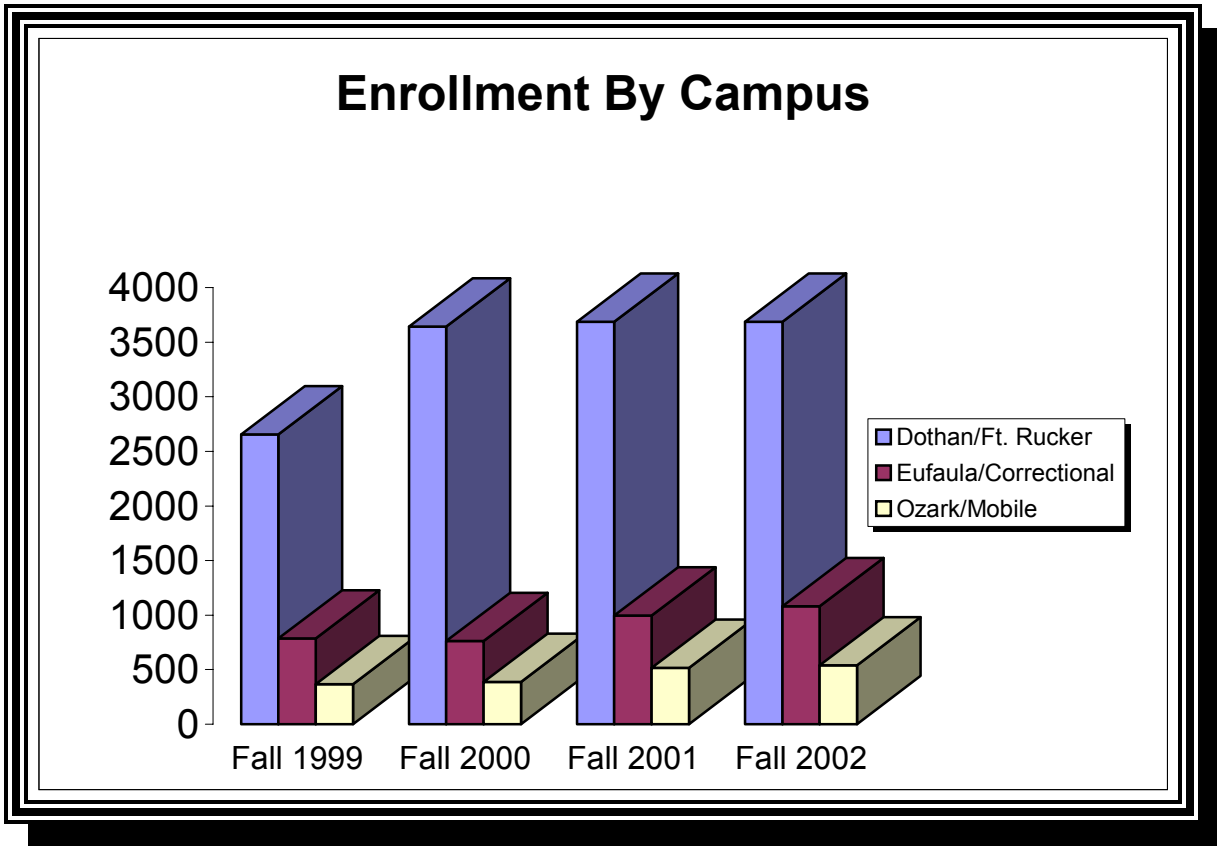
Program	2000	2001	2002	3-Year % Change
ASSOCIATE IN ARTS				
Transfer AA	322	360	259	-19.6%
ASSOCIATE IN SCIENCE				
Transfer AS	1093*	932*	860	NA
AVIATION				
Airframe Technology	161	326	364	126%
Avionics Technology	49	64	68	38.8%
General Aviation Technology				
Powerplant Technology	70	91	53	-24.3%
Flight Technology	0	2	0	
TOTAL	280	483	485	73.2%
BUSINESS**				
Business & Office Information Processing	438	466	207**	NA
Computer Information Science	NA	NA	152	NA
TOTAL	438	466	359	-17.4%
HEALTH				
Emergency Medical Services	89	71	41	-53.9%
Medical Assisting	90	92	85	-5.5%
Medical Radiologic Technology	28	26	26	-7.1%
Medical Transcription	9	11	22	144%
Nursing, Associate Degree	130*	178*	793	NA
Nursing, Licensed Practical	146	168	201	37.7%
Physical Therapist Assistant	4	2	44	100%
Respiratory Therapist	15	21	40	167%
TOTAL	511	885	1252	NA

*Pre-Nursing students previously recorded as Associate in Science majors

**New program designation

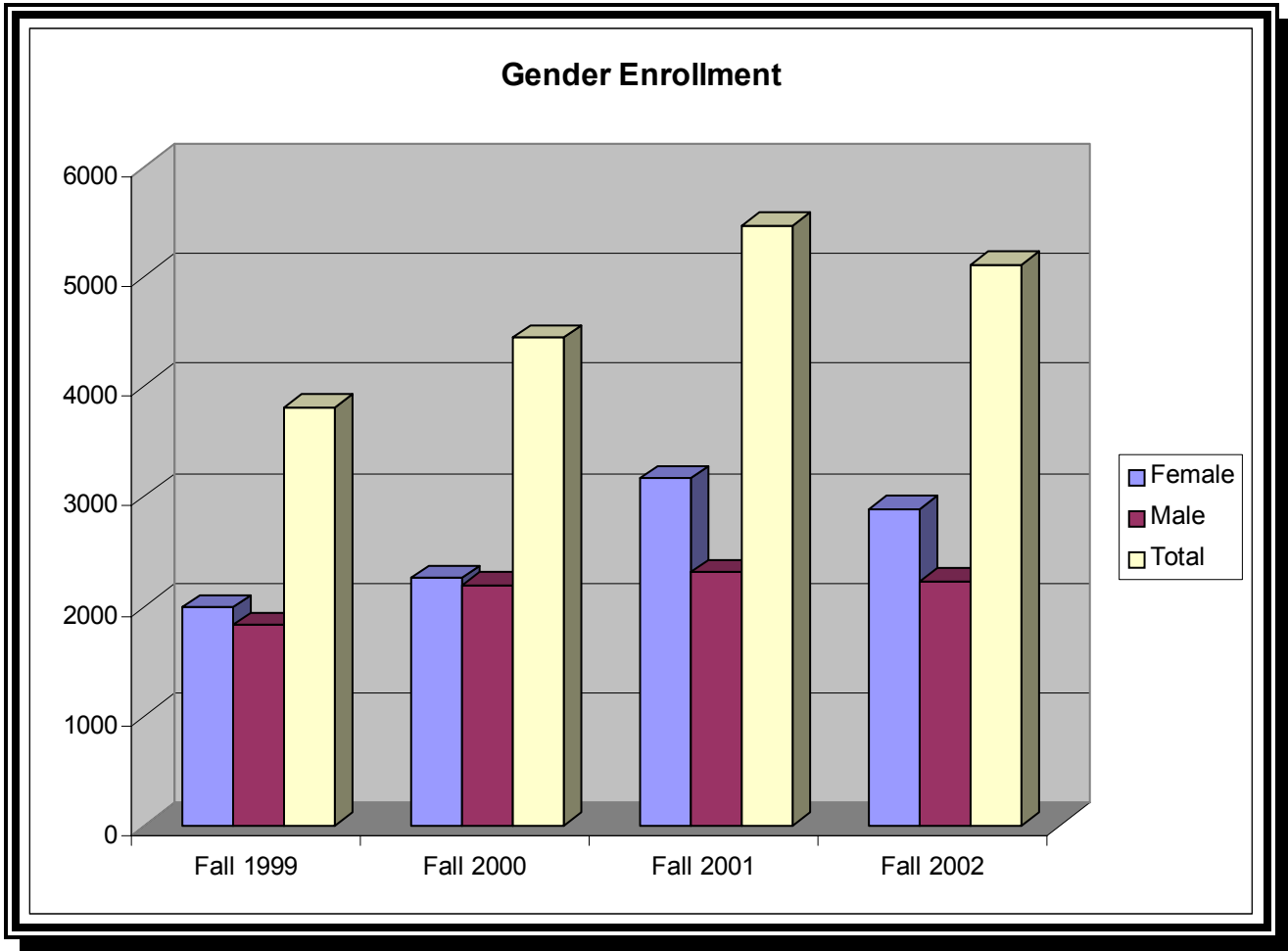
ENROLLMENT BY AREA FALL 98-01

Program	2000	2001	2002	3-Year % Change
TECHNICAL				
Air Conditioning and Refrigeration	53	57	55	3.7%
Automotive Body & Repair	30	24	13	-56.2%
Automotive Technology	28	24	38	35.7%
Cabinetmaking	67	72	55	17.9%
Cosmetology	97	127	131	35.1%
Cosmetology Instructor Training	3	1	1	-67%
Drafting and Design Technology	106	98	82	-22.6%
Electrical Technology	84	110	87	3.6%
Industrial Electronics Technology	77	86	62	-19.5%
Industrial Maintenance Technology	0	3	0	0
Machine Tool Technology	16	10	13	-18.8%
Masonry	22	40	36	63.7%
Plumbing	10	23	21	110%
Small Engine Repair	45	40	46	2.2%
Upholstery	15	17	22	46.7%
Welding	24	38	36	50%
TOTAL	677	770	698	3.1%
ADULT EDUCATION				
Adult Literacy	159	139	152	-4.4%
CONTINUING EDUCATION				
Continuing Education	735	916	694	-5.5%
UNDECIDED TRANSFER STUDENTS				
Undeclared	194	167	142	-26.8%
TRAINING FOR BUSINESS/INDUSTRY				
Training for Business/Industry	201	80	168	-16.4%
Total Fall Enrollment	4610	5198	5106	10.8%



ENROLLMENT BY CAMPUS

	Fall 1999	Fall 2000	Fall 2001	Fall 2002
Dothan/Ft. Rucker	2656	3641	3685	3485
Eufaula/Correctional	785	761	997	1081
Ozark/Mobile	368	388	516	540
Total	3809	4790	5198	5106

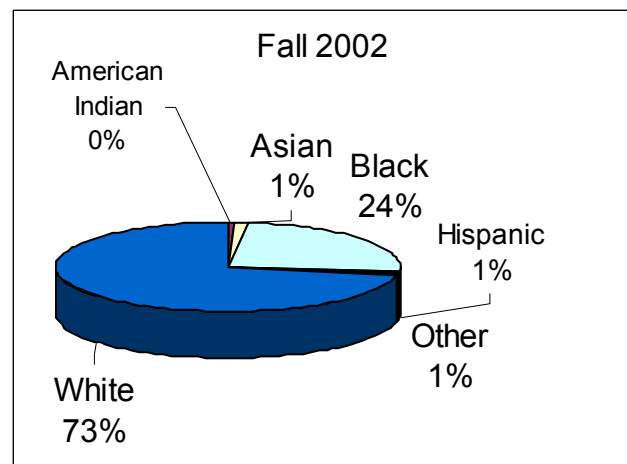
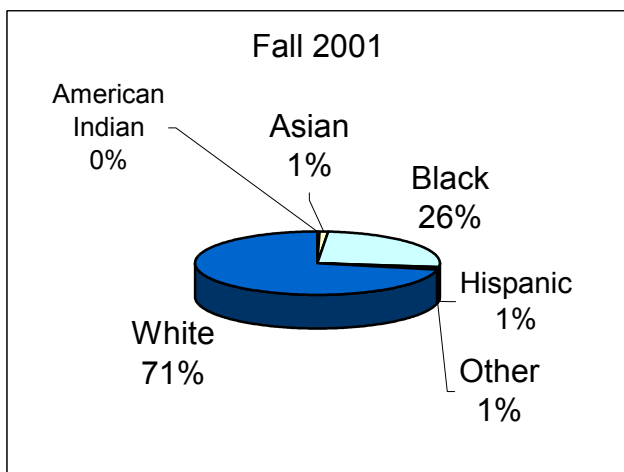
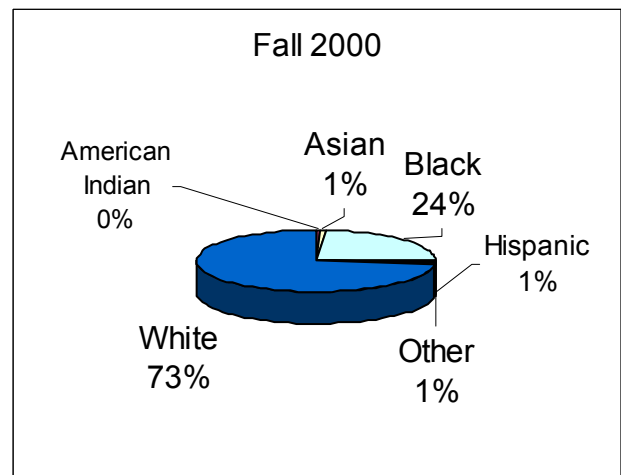
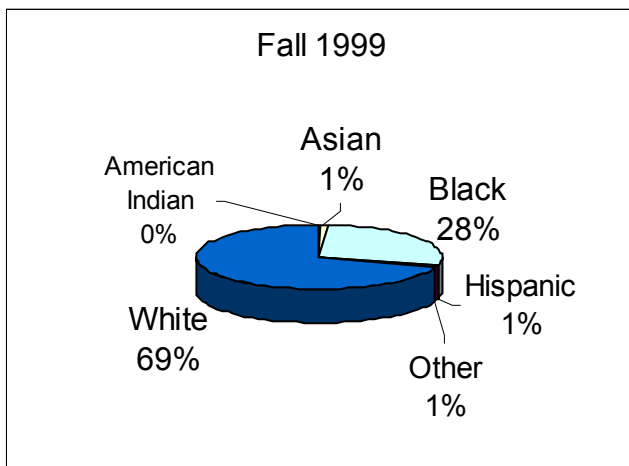


Gender Enrollment				
	Fall 1999	Fall 2000	Fall 2001	Fall 2002
Female	1984	2602	3160	2881
Male	1825	2188	2305	2225
Total	3809	4790	5465	5106

ENROLLMENT BY RACE

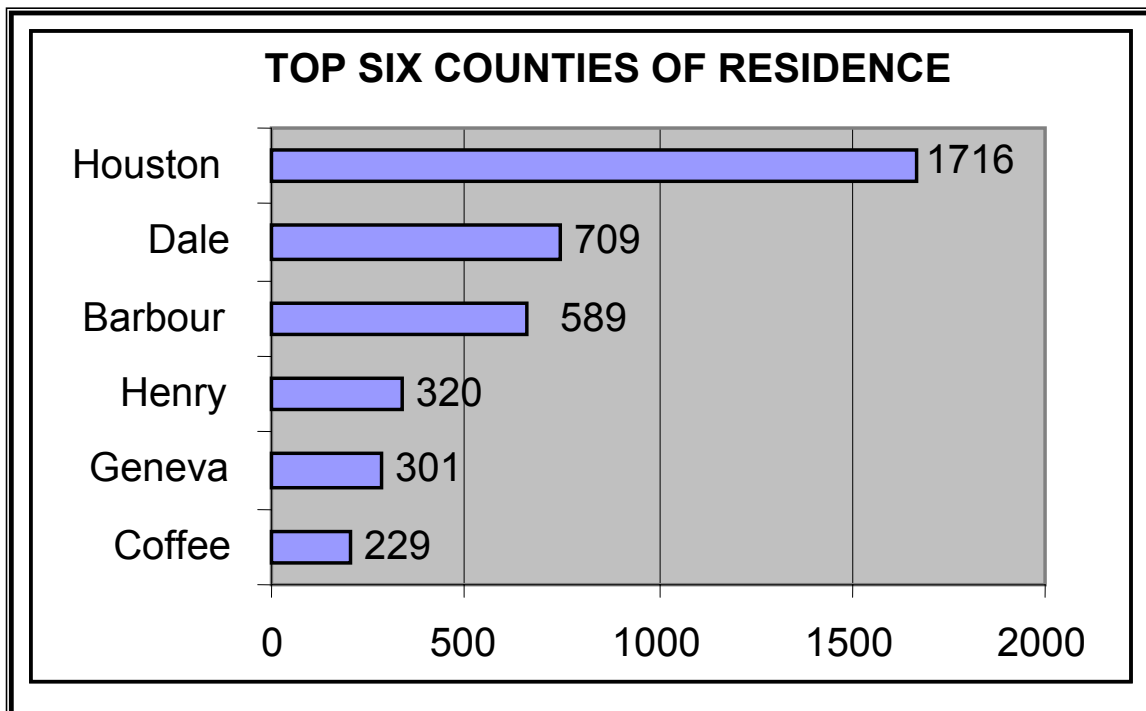
	Fall 1999	Fall 2000	Fall 2001	Fall 2002
American Indian	11	21	14	25
Asian	34	45	58	70
Black	1054	1132	1399	1250
Hispanic	50	44	50	51
Other	29	32	34	41
White	2631	3516	3910	3669
Total	3809	4790	5465	5106

ENROLLMENT BY RACE



ENROLLMENT BY ALABAMA COUNTY OF RESIDENCE

COUNTY	2002	COUNTY	2002
Autauga	1	Houston	1716
Baldwin	23	Jackson	1
Barbour	589	Jefferson	2
Bullock	45	Lee	4
Butler	1	Limestone	1
Choctaw	2	Madison	1
Clark	2	Marengo	1
Coffee	229	Mobile	122
Covington	21	Monroe	2
Crenshaw	4	Montgomery	2
Dale	709	Pike	60
Escambia	1	Russell	12
Etowah	1	Shelby	1
Geneva	301	St Clair	1
Henry	320	Washington	1



**Entering Fall 2001 Freshman ACT ASSET
Results by High School Attended**

(Ten Highest Enrollments)

High School	# of	Dev Eng	Dev Eng	Dev Rdg	Dev Rdg	Dev Math	Dev Math
	Students	#	%	#	%	#	%
Dothan HS	53	25	47.17%	19	35.85%	21	39.62%
Northview HS	48	22	45.83%	14	29.17%	20	41.67%
Rehobeth HS	29	12	41.38%	10	34.48%	15	51.72%
Ashford HS	26	10	38.46%	4	15.38%	11	42.31%
Eufaula HS	22	15	68.18%	13	59.09%	14	63.64%
Carroll HS	21	10	47.62%	9	42.86%	13	61.90%
Headland HS	21	5	23.81%	3	14.29%	8	38.10%
Abbeville HS	16	12	75.00%	8	50.00%	11	68.75%
Barbour Co HS	16	13	81.25%	10	62.50%	13	81.25%
Houston Co HS	14	4	28.57%	6	42.86%	5	35.71%

Grand Totals of All							
Entering Freshman	488	234	47.95%	175	35.86%	231	47.34%

**Entering Fall 2002 Fall Freshman ACT COMPASS
Results by High School Attended**

(Twelve Highest Enrollments)

High School	# of	Dev Eng	Dev Eng	Dev Rdg	Dev Rdg	Dev Math	Dev Math
	Students	#	%	#	%	#	%
Dothan HS	94	29	30.90%	9	9.60%	51	54.30%
Northview HS	54	15	27.00%	4	7.40%	30	55.60%
Rehobeth HS	48	11	22.90%	3	6.30%	30	62.50%
Eufaula HS	39	12	30.80%	13	33.30%	16	41.00%
Carroll HS	39	13	33.30%	6	15.40%	24	61.50%
Ashford HS	29	11	37.90%	2	6.90%	17	58.60%
Headland HS	22	9	40.90%	3	13.60%	13	59.10%
Barbour Co HS	22	16	72.70%	17	77.30%	18	81.80%
Slocomb	19	9	47.4%	3	15.8%	15	78.9%
Dale Co	18	5	27.8%	6	33.3%	15	83.3%
Dixie Academy	17	10	58.8%	7	41.2%	12	70.6%
Abbeville HS	17	8	47.10%	3	17.60%	11	64.70%

Grand Totals of All							
Entering Freshman	418	148	35.40%	76	18.20%	252	60.30%

**GRADUATES BY PROGRAM
SUMMER 2002-SPRING 2003**

Degree – Associate of Arts (AA)	24
Degree – Associate of Science (AS)	40
Degree – Associate of Applied Science (AAS)	426

Program

Air Conditioning/Refrigeration	6
Aviation Powerplant Technology	56
Aviation Airframe Technology	55
Automotive Technology	4
Aviation Avionics Technology	10
Aviation Flight Technology	1
Business and Office Information Processing	68
Child Development	1
Computer Information Science	24
Drafting and Design Technology	19
Electrical Technology	12
Emergency Medical Services	1
Industrial Electronics Technology	17
Medical Assisting	11
Nursing	90
Physical Therapist	13
Radiologic Technology	19
Respiratory Therapist	20
Welding Technology	1

Degree - Associate of Applied Technology (AAT)	16
---	-----------

Program

Accounting	4
Computer Information Science	1
Computer Information Systems	2
Industrial Electronics	3
Electrical Technology	3
Office Administration	3

Technical Certificate**219**Program

Auto Body Repair	6
Air Conditioning and Refrigeration	12
Accounting	2
Cabinetmaking/Carpentry	20
Computer Information Science	1
Cosmetology	50
Drafting and Design Technology	6
Electrical Technology	9
Emergency Medical Services	1
Practical Nursing	83
Masonry	10
Machine Tool Technology	3
Plumbing	11
Welding Technology	5

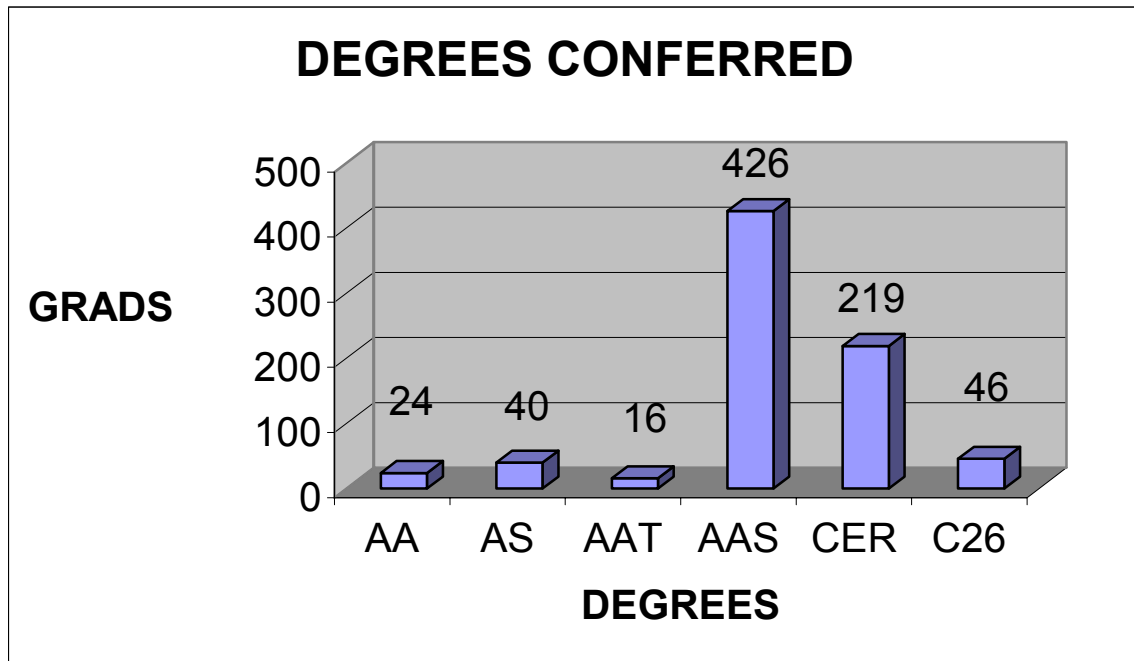
Short Certificate (C26)**46**Program

Cosmetology Instructor Training	1
Industrial Maintenance Technology	1
Small Engine Repair	43
Upholstery	1

TOTAL GRADUATES**771**

**DEGREES CONFERRED
SUMMER 2002-SPRING 2003**

Degrees	Number	% of Graduates
Associate of Arts (AA)	24	3.1%
Associate of Science (AS)	40	5.2%
Associate of Applied Technology (AAT)	16	2.1%
Associate of Applied Science (AAS)	426	55.3%
Technical Certificate (CER)	219	28.4%
Short Certificate (C26)	46	5.9%
Totals	771	100.0%



**HONOR GRADUATES
SUMMER 2002-SPRING 2003**

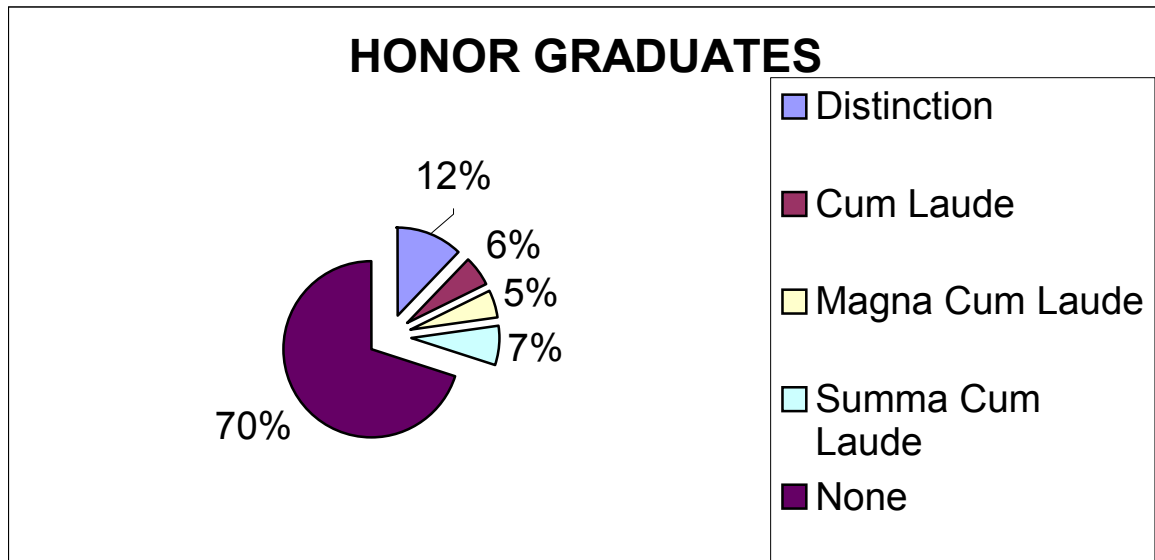
Graduation Honors for Certificates:

- Graduation with Distinction – 3.50 to 4.0 GPA

Graduation Honors for Degrees:

- Graduation with Honor (Cum Laude) – 3.50 to 3.69 GPA
- Graduation with High Honor (Magna Cum Laude) – 3.70 to 3.89 GPA
- Graduation with Highest Honor (Summa Cum Laude) – 3.90 to 4.00 GPA

Honor	Number	% of Graduates
Graduation with Distinction	94	12.2%
Cum Laude	43	5.6%
Magna Cum Laude	38	4.9%
Summa Cum Laude	57	7.4%
Totals	232	29.62%



STUDENT AWARDS

Name	Year	Category
------	------	----------

All-Alabama Academic Team

Erin Gilmore	2000	1 st Team, All-USA 2 nd Team
Amanda Andrews	2000	2 nd Team
Amy Holder	2001	1 st Team
Al Dees	2001	2 nd Team
Adam Richardson	2002	1 st Team
Michele Beasley	2002	2 nd Team

Alabama Society of Radiologic Technologist (ALSRT)

Jim Arwood	2001	Student Bowl Competition, 1 st Alabama
Tara McKibben		
Christy Ostbloom		
Aaron Weeks		
April Beltran	2002	Student Bowl Competition, 1 st Alabama
Matthew Garrett		
Christy Ostbloom		
RAD Tech Program	2003	Student Film Competition, 2 nd Alabama, ALSRT
	2003	Student Bowl Competition, 1 st Alabama
Billy Crockrell	2003	Student Film Competition
Heather Thames		
Matthew Garrett		
Stephanie Phillips		
Jane Gulledege	2003	Digital Radiography, 2 nd Alabama
Leslie Hutto		
Brandi Peacock		

Music Awards

Jazz Band	2002	Number One Rating in Sight Reading, University of Loyola Jazz Ensemble Competition
Javy Pean	2001	Outstanding Soloist – Saxophone, Loyola Jazz Ensemble Festival
Mathew Frederick	2001	Outstanding Soloist – Trumpet, Loyola Jazz Ensemble Festival
Tim Hardwick	2002	Wallace Community College Handy Jazz Band Award

Phi Theta Kappa International Honor Society

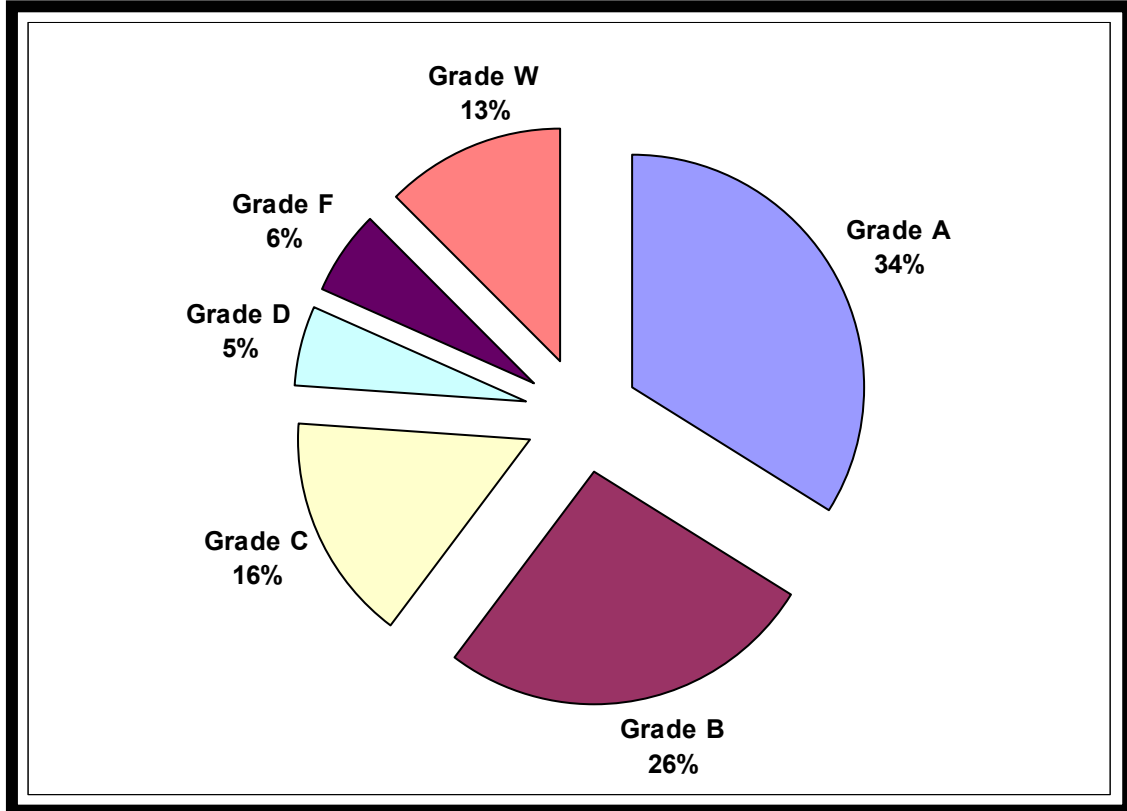
Rachel Brown	Michael Byrd
Jonathan Clark	Drew Clement
Ryan Conner	Kermit Duncombe
Walter Farrey	Tanya Garrison
Chris Green	Ellen Green
Jonathan Halbert	Donald Hawthorne
Bo Henderson	Charles Kennedy
Althea Leddon	Tiffany Lynn
Rachel Metcalf	Jennifer Miller
Will Mitchell	Mary Ann Morris
T. D. Norton	Ben Noblett
David Raper	Jennifer Register
April Richardson	Jennifer Smith
Steven Sowell	Ronnetta Wade
Mathew Westbrook	Melissa White
Megan Williams	
Omega Beta Chapter	2003 Pinnacle Award
	2003 Five Star Status

Vocational Industrial Clubs of America (VICA)

Jeff Bynum	1998	Masonry, 1 st Alabama Masonry, 1 st USA
Randall Walker	1998	Auto Body, 2 nd Alabama
Roderick Cotton	1999	Masonry, 1 st Alabama Masonry, 10 th , USA
Jerry Willams	1999	Auto Body, 1 st Alabama
Ben Tew	1999	Masonry, 2 nd Alabama
Chandra Wood	1999	Technical Drafting, 1 st Alabama
Michael Sconyers	1999	Technical Drafting, 3 rd Alabama
Chad Robinson	1999	Architectural Drafting, 3 rd Alabama
Adrian Toney	2000	Masonry, 1 st Alabama Masonry, 6 th USA
Jerett Dismukes	2000	Auto Body, 1 st Alabama
Dana Lott	2000	Computer Electronics, 1 st Alabama
Tish Burkhalter	2000	Computer Electronics, 2 nd Alabama
Bill Roberts	2000	Computer Electronics, 3 rd Alabama
David Wurst	2000	Architectural Drafting, 3 rd Alabama
Charles Golden	2001	Masonry, 1 st Alabama Masonry, 9 th USA
Mac Bynum	2001	Prepared Speech, 1 st Alabama Prepared speech, 6 th USA
Brian Davis	2001	Auto Body, 1 st Alabama
Adam Chalkley	2001	Internet Technologies, 1 st Alabama
Adam Chalkley		Vice President

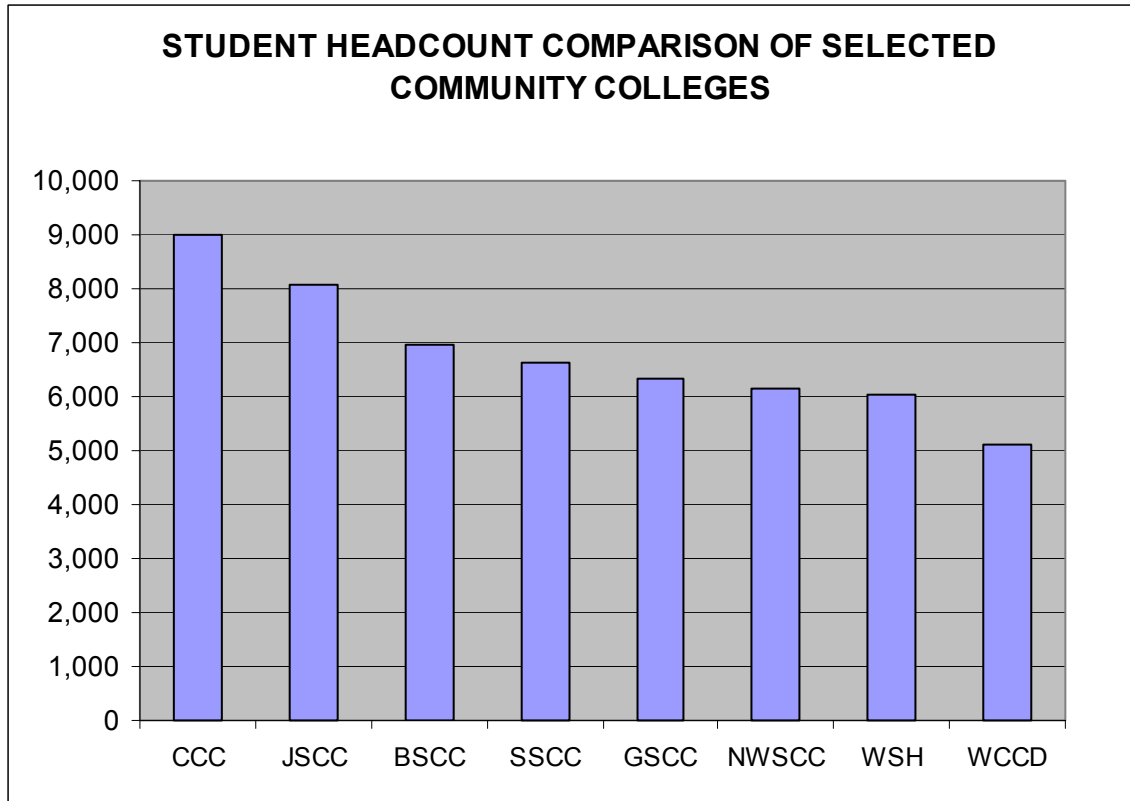
Aaron Green	2001	Computer Electronics, 2 nd Alabama
Steve Cunningham	2001	Architectural Drafting, 2 nd Alabama
Solomon Guilford	2001	Job Demonstration Skills, 1 st Alabama Job Demonstration Skills, 3 rd USA
Salim Smith	2001	Job Interview, 2 nd Alabama
	2001	President
Selena Shirah	2001	Nail Technology, 3 rd Alabama
Curtis Bynum	2002	Masonry, 1 st Alabama Masonry, 6 th USA
Lamanda Miles	2002	Masonry, 2 nd Alabama
Mac Bynum	2002	Prepared Speech, 1 st Alabama Prepared Speech, 3 rd USA
Mary Jo Richardson	2002	Auto Body, 3 rd Alabama
Jonathan Halbert	2002	Technical Drafting, 1 st Alabama
	2002	Technical Drafting, 2 nd USA
Jeremy Sanders	2003	Masonry, 4 th Alabama
Curtis Bynum	2003	Masonry, 1 st Alabama
	2003	Masonry, 5 th USA

**DISTRIBUTION OF GRADES
ALL CAMPUSES
FALL 2002**



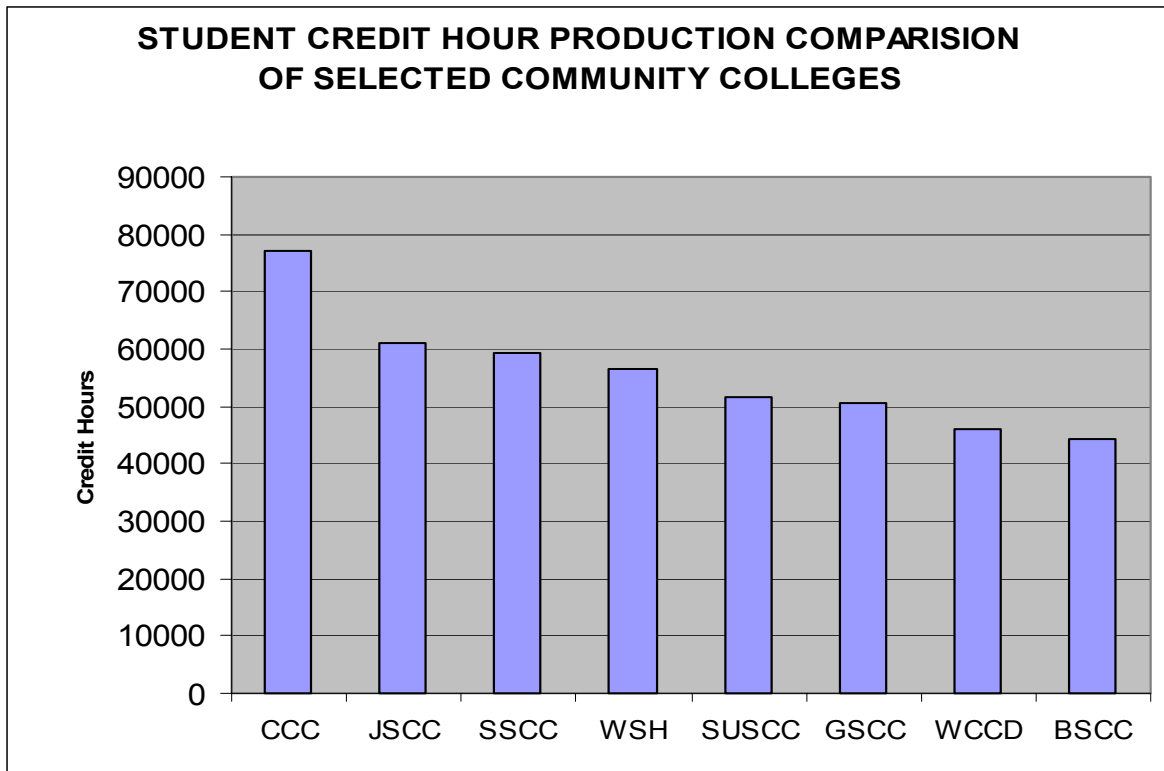
GRADE	NUMBER	PERCENT
Grade A	4464	34%
Grade B	3600	26%
Grade C	2175	16%
Grade D	474	5%
Grade F	803	6%
Grade W	1726	13%

**ALABAMA COLLEGE SYSTEM
FALL 2002**



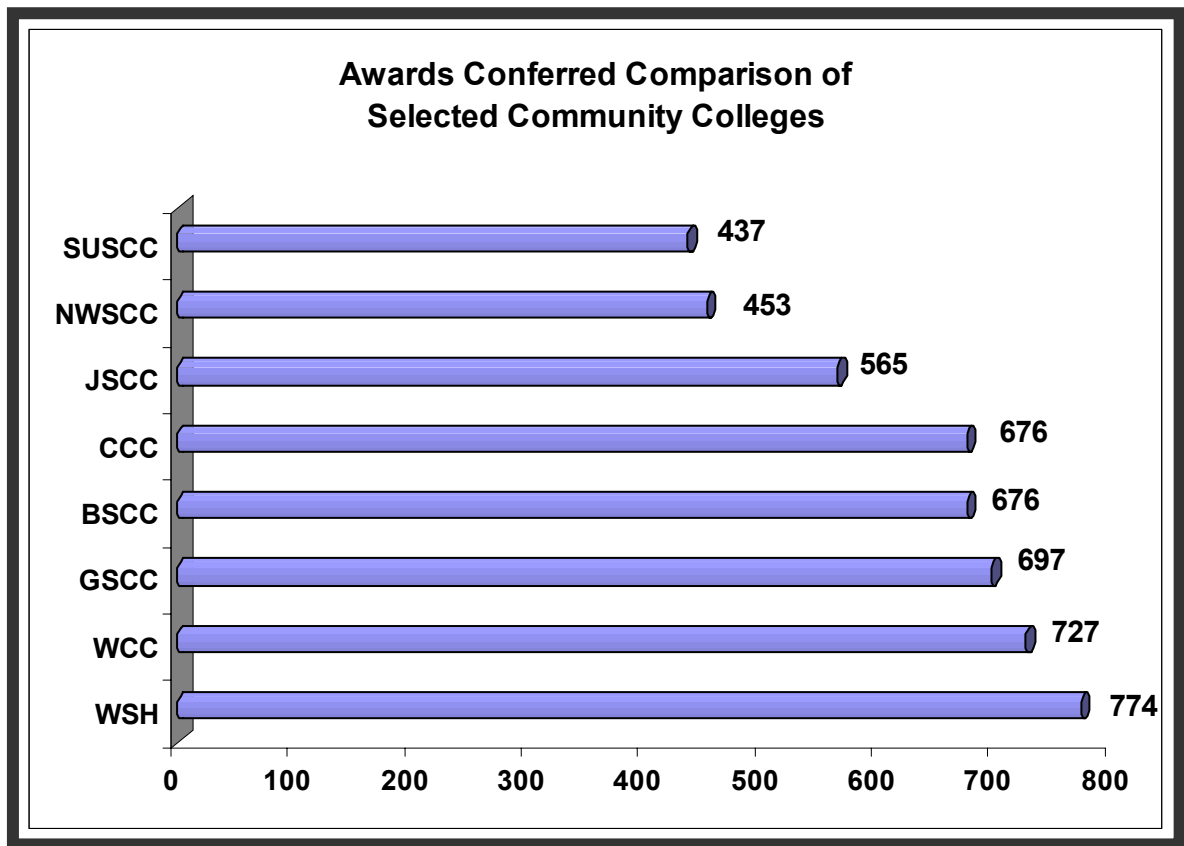
FALL 2002 COMPARISONS			
College	Credit	Non-Credit	Total
Calhoun Community College	8,599	397	8,996
Jefferson State Community College	7,114	962	8,076
Shelton State Community College	5,923	693	6,616
Gadsden State Community College	4,894	1,425	6,319
NW Shoals Community College	4,518	1,616	6,134
Bevill State Community College	5,055	1,096	6,951
Wallace State – Hanceville	5,394	631	6,025
<i>Wallace Community College – Dothan</i>	<i>4,092</i>	<i>1,014</i>	<i>5,106</i>

**ALABAMA COLLEGE SYSTEM
FALL 2002**



FALL 2002 COMPARISONS	
College	Credit Hour Production
Calhoun Community College	77,123
Jefferson State Community College	59,429
Shelton State Community College	61,051
Wallace State – Hanceville	50,706
Southern Union Community College	56,648
Gadsden State Community College	51,460
<i>Wallace Community College – Dothan</i>	<i>45,964</i>
Bishop State Community College	44,179

**ALABAMA COLLEGE SYSTEM
INSTRUCTIONAL YEAR 2000-2001**



INSTRUCTIONAL YEAR 2000-2001 COMPARISONS				
College	Cert/Dpl	AAS/AAT	AA/AS	Total
Wallace State-Hanceville	207	408	159	774
<i>Wallace Community College-Dothan</i>	213	437	77	727
Calhoun Community College	234	214	228	676
Gadsden State Community College	332	247	118	697
Bishop State Community College	299	261	116	676
NW-Shoals Community College	133	165	155	453
Jefferson State Community College	209	287	69	565
Southern Union State	100	147	190	437

DEGREE AND CERTIFICATE PROGRAMS

Table of Contents

Academic Program Inventory.....	50
Distance Education.....	52
Health Sciences Certification/Licensure Program.....	53
Cosmetology/Nail Tech Certification/Licensure Program.....	55

ACADEMIC PROGRAM INVENTORY

PROGRAMS	CIP CODE	A=ASSOCIATE DEGREE C=CERTIFICATE S=SHORT CERTIFICATE		
		A	C	S
ALLIED HEALTH EDUCATION				
Clinical Lab Technician	51.1004	A		
Emergency Medical Services	51.0904	A	C	S
Medical Assisting	51.0801	A		
Medical Radiologic Technology	51.0907	A		
Medical Transcription	51.0708			S
Nursing, Associate Degree	51.1601	A		
Phlebotomy	51.0801		C	
Physical Therapist Assistant	51.1613	A		
Nursing, Licensed Practical	51.0806		C	
Respiratory Therapist	51.0908	A		
AVIATION				
Airframe Technology	47.0607	A	C	
Avionics Technology	47.0609	A		
General Aviation Technology	47.0699		C	S
Powerplant Technology	47.0608	A	C	
BUSINESS				
Accounting	52.0302	A	C	
Business Computer Application	52.0201	A	C	
Office Administration	52.0401	A	C	
Supervision Management	52.0101	A	C	
INFORMATION TECHNOLOGY				
Computer Information Science	11.0101	A	C	
Computer Applications	11.0101	A	C	
Computer Programming	11.0101	A	C	
Internet Technology	11.0101	A	C	

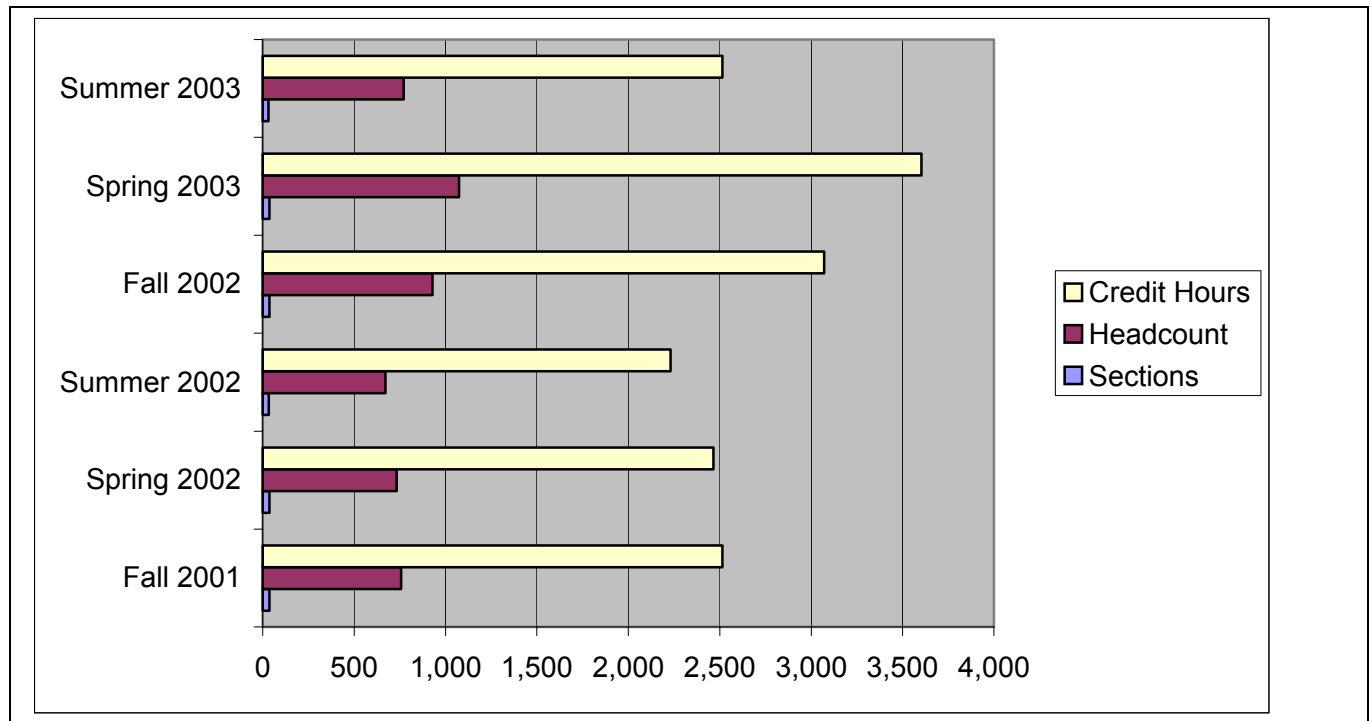
ACADEMIC PROGRAM INVENTORY

PROGRAMS	CIP CODE	A= ASSOCIATE DEGREE C=CERTIFICATE S=SHORT CERTIFICATE		
		A	C	S
TECHNICAL				
Air Conditioning/Refrigeration.	15.0501	A	C	
Automotive Body Repair	47.0603		C	
Automotive Technology	15.0803	A	C	
Cabinetmaking/Carpentry	48.0703		C	
Child Development	20.0201	A	C	S
Cosmetology	12.0403		C	
Cosmetology Instructor	12.0499			S
Cosmetology Nail Technology	12.0403			S
Drafting and Design Technology	48.0101	A	C	
Electrical Technology	46.0302	A	C	
Industrial Electronics Technology	47.0105	A		
Industrial Maintenance Technology	47.0303			S
Machine Tool Technology	48.0507	A	C	
Masonry	46.0101		C	
Network Administration	11.0101		C	
Plumbing	46.0501		C	
Small Engine Repair	47.0606			S
Upholstery	48.0303			S
Welding Technology	48.0508		C	

WALLACE COMMUNITY COLLEGE DISTANCE EDUCATION

Wallace Community College offers instruction through the use of the Internet. Students can enroll in an Internet course from anyplace in the world using any computer platform at any time of the day or night. Information and resources from around the world can be accessed by anyone from anywhere in the world as long as the student has a computer with an Internet connection. These courses are convenient to students, instructors and to the College. Students can register, do coursework, conduct research, and communicate with the instructor via the Internet without having to physically travel. Instructors can update course materials with relative ease, and provide guidance and support without being confined to a classroom and office hours. This learning process stresses active participation and interaction on the part of both instructors and students. It creates a medium of collaboration, conversation, discussions, exchange, and communication of ideas. It also extends the boundaries of traditional classroom learning.

**WALLACE COMMUNITY COLLEGE DISTANCE EDUCATION
NUMBER OF COURSES, HEADCOUNT AND CREDIT HOURS PRODUCED**

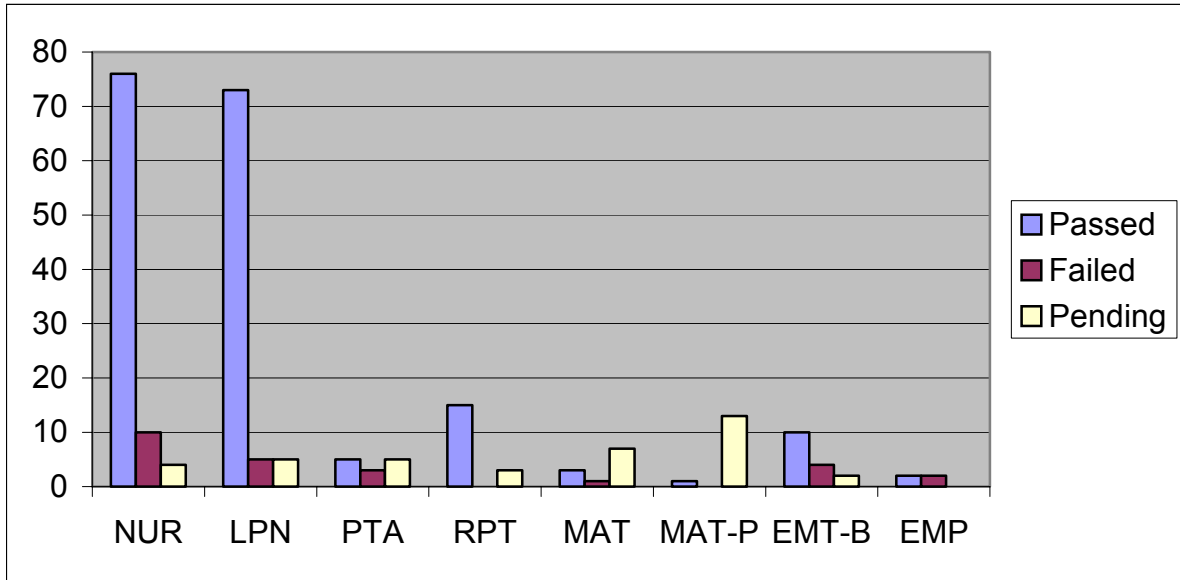


	CREDIT HOURS	HEAD COUNT	SECTIONS
FALL 2002	3070	929	37
SPRING 2003	3603	1075	37
SUMMER 2003	2515	771	31

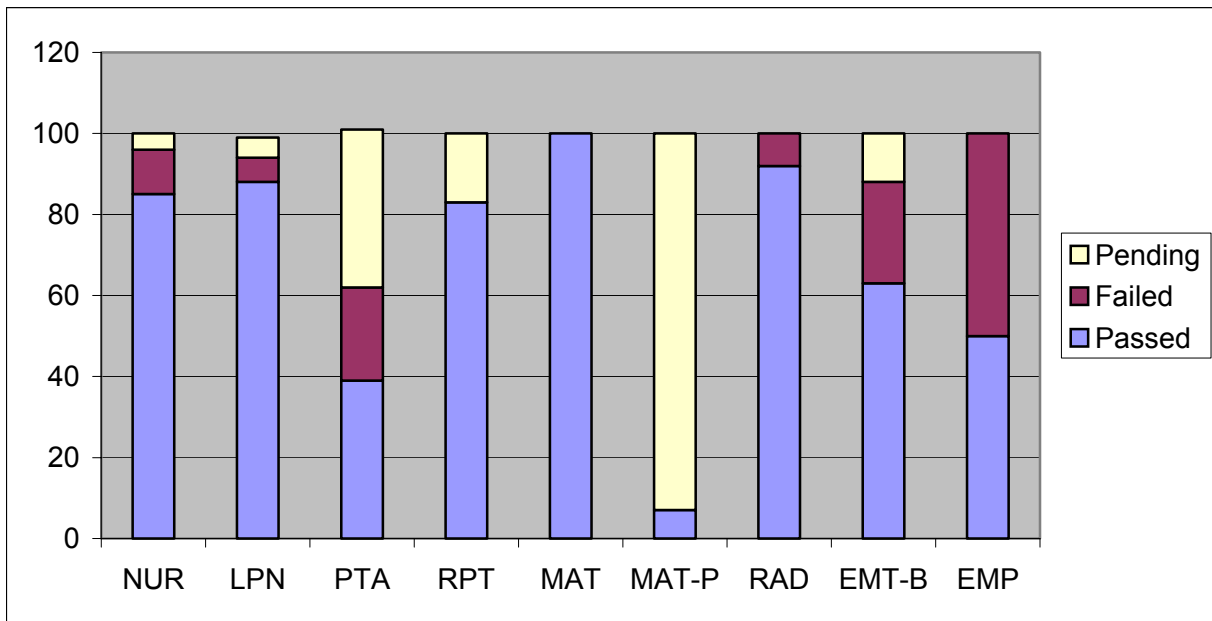
WALLACE COMMUNITY COLLEGE					
HEALTH SCIENCES					
2002-2003 CERTIFICATION/LICENSURE PERFORMANCE					
CUMULATIVE TOTALS					
Program	# Of Graduates	Employed In Field	Passed	Failed	Pending
Associate Degree Nursing (RN)-AAS	90	81	76	10	4
Practical Nursing (LPN)-CERT	83	65	73	5	5
Physical Therapist Assistant-AAS	13	9	5	3	5
Respiratory Therapy-AAS	18	18	15	0	3
Medical Assisting-AAS	11	11	3	1	7
Medical Assisting-Transcription-C26	13	6	N/A	N/A	N/A
Medical Assisting-Phelbotomy-C26	14	11	1	0	13
Emergency Medical Services (Basic EMT)-C26	16	7	10	4	2
Emergency Medical Services (Paramedic)-CERT	4	3	2	2	0

WALLACE COMMUNITY COLLEGE					
HEALTH SCIENCES					
2002-2003 CERTIFICATION/LICENSURE PERFORMANCE					
CUMULATIVE PERCENTAGES					
Program	# Of Graduates	Employed In Field	Passed	Failed	Pending
Associate Degree Nursing (RN)-AAS	90	90%	85%	11%	4%
Practical Nursing (LPN)-CERT	83	78%	88%	6%	5%
Physical Therapist Assistant-AAS	13	69%	39%	23%	39%
Respiratory Therapy-AAS	18	100%	83%	0%	17%
Medial Assisting-AAS	15	100%	100%	0%	0%
Medical Assisting-Transcription-C26	13	46%	N/A	N/A	N/A
Medical Assisting-Phelbotomy-C26	14	79%	7%	0%	97%
Medical Radiologic Technology-AAS	13	100%	92%	8%	0%
Emergency Medical Services (Basic EMT)-C26	16	44%	63%	25%	12%
Emergency Medical Services (Paramedic)-CERT	4	75%	50%	50%	0%

**HEALTH SCIENCES
2002-2003 CERTIFICATION/LICENSURE PERFORMANCE
CUMULATIVE TOTALS**



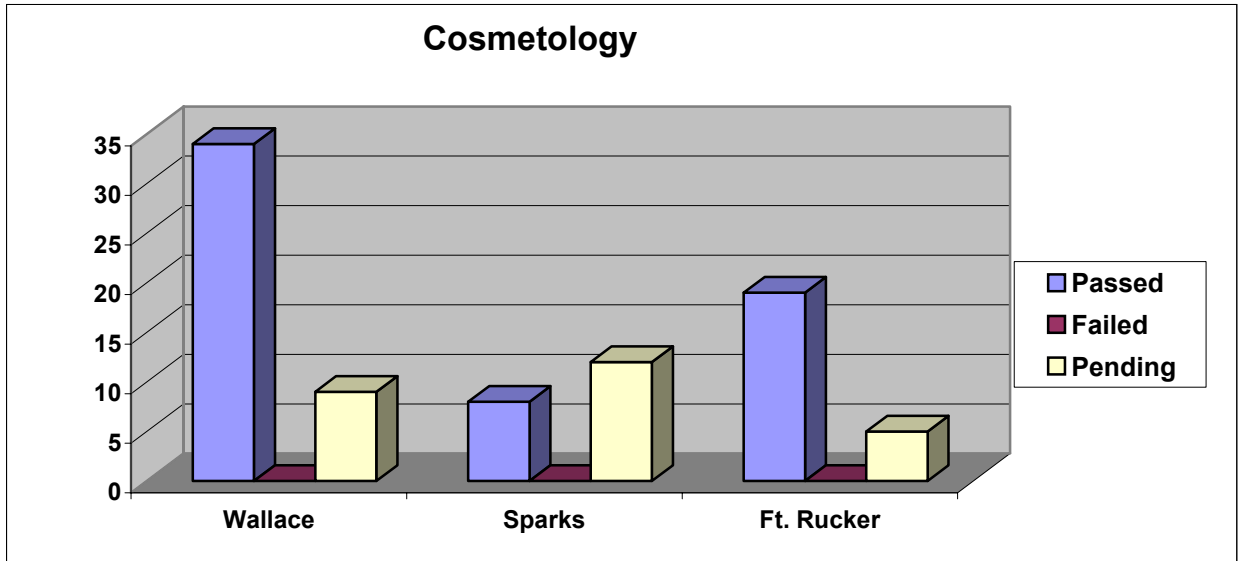
**HEALTH SCIENCES
2002-2003 CERTIFICATION/LICENSURE PERFORMANCE
CUMULATIVE PERCENT TOTALS**



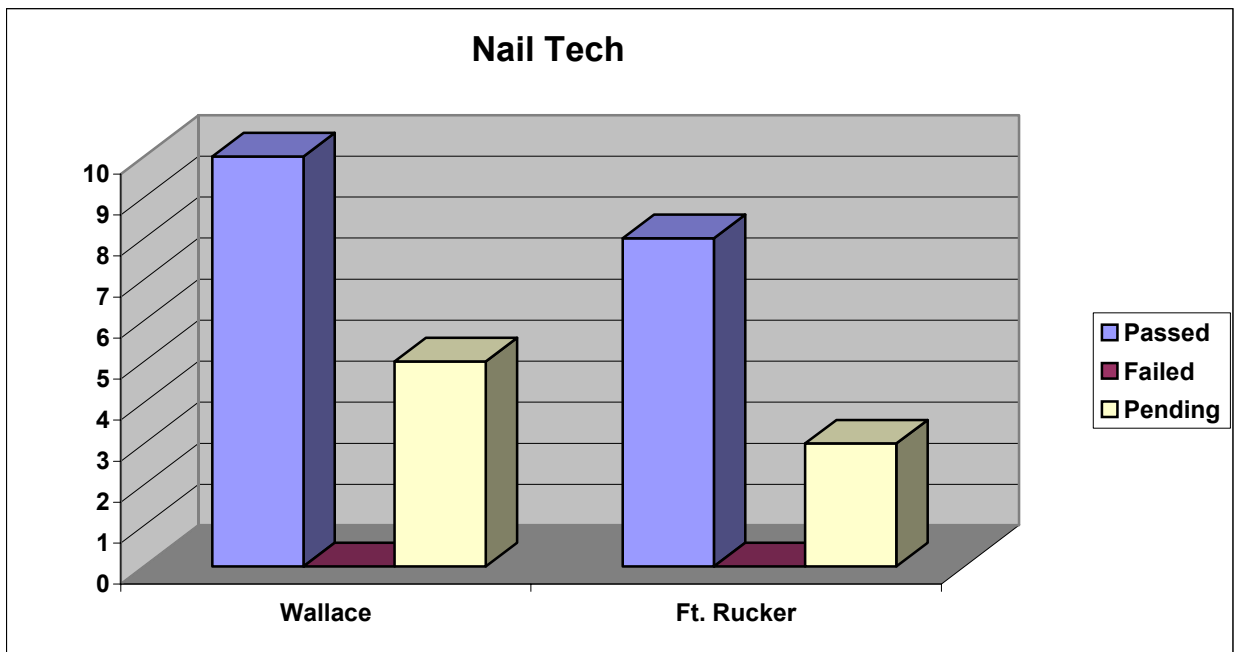
WALLACE COMMUNITY COLLEGE COSMETOLOGY/NAIL TECH 2002-2003 CERTIFICATION/LICENSURE PERFORMANCE CUMULATIVE TOTALS					
Cosmetology	# Of Graduates	Employed In Field	Passed	Failed	Pending
Wallace	43	42	34	0	9
Sparks	19	17	7	0	12
Ft. Rucker	27	25	19	0	8
Nail Tech					
Wallace	15	12	10	0	5
Ft. Rucker	11	9	8	0	3

WALLACE COMMUNITY COLLEGE COSMETOLOGY/NAIL TECH 2002-2003 CERTIFICATION/LICENSURE PERFORMANCE CUMULATIVE PERCENTAGES					
Cosmetology	# Of Graduates	Employed In Field	Passed	Failed	Pending
Wallace	43	98%	79%	0%	21%
Sparks	19	95%	63%	0%	33%
Ft. Rucker	27	80%	70%	0%	30%
Nail Tech					
Wallace	15	80%	67%	0%	33%
Ft. Rucker	11	82%	73%	0%	27%

2002-2003 CERTIFICATION/LICENSURE PERFORMANCE
CUMULATIVE TOTALS



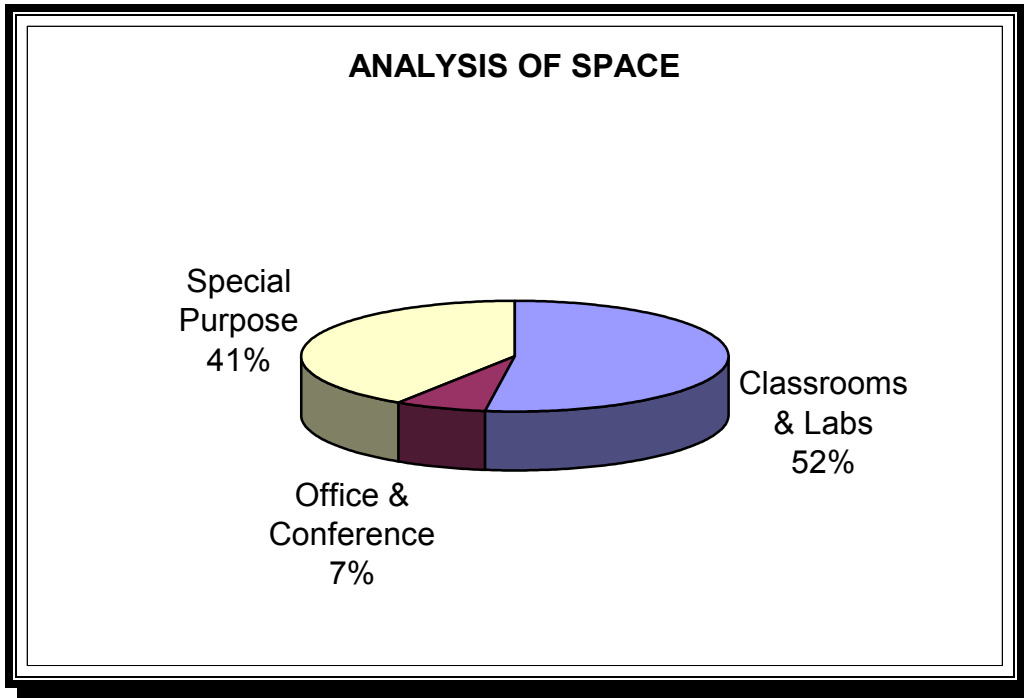
2002-2003 CERTIFICATION/LICENSURE PERFORMANCE
CUMULATIVE TOTALS



RESOURCES, SERVICES, AND FACILITIES

Table of Contents

Analysis of Space.....	58
WCC Library.....	59
WCC Sports.....	60
Adult Education.....	61
WCC Security Services.....	62

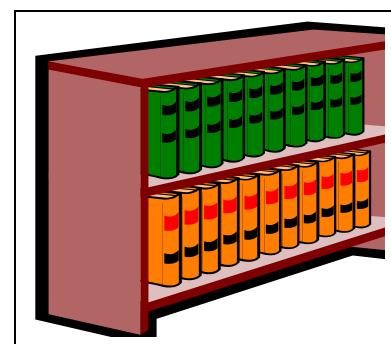


SPACE ASSIGNMENTS: FALL 2002

SPACE	SQUARE FOOTAGE	% OF SPACE
Classrooms & Labs		
Academic	47,079	8.9%
Allied Health	51,878	9.8%
Technical	176,778	33.4%
Office/Conference	37,203	7.1%
Special Purpose		
Gym	22,821	4.5%
Library	11,227	2.3%
Maintenance/Storage	73,233	14.1%
Cafeteria	10,002	2.0%
Security	2,828	.05%
Student Services	19,524	3.9%
Computer Center	27,584	5.4%
Community Service	6,566	1.2%
Printing	3,636	0.07%
Tech Training	5,886	1.1%
Bookstore	7,058	1.3%
Auxiliary	21,453	4.3%
General Purpose	3,939	.08%
TOTAL SPACE	528,595	100.00%

WCC Library

Learning Resources Center System. The Learning Resources Centers (LRC) System provides various resources for students, faculty, and staff members to support college and lifelong learning. LRC System services are provided at all locations including the two campuses, and two sites. LRC facilities are located on the Wallace-Dothan Campus and the Eufaula-Sparks Campus.



The LRC System provides resources in various formats for faculty and students at all locations. Access to LRC System resources is available through the College's Web-based on-line public access catalog-*Voyager*. In addition the Alabama Virtual Library (AVL), a state supported WEB site of essential periodical and information resources, is accessible on-line. The LRC System also provides access to over 20,000 e-books through the *NetLibrary database*. The *Voyager*, *NetLibrary*, and *AVL* databases are also accessible for College patrons at home through the WCC Home Page. *The Voyager, NetLibrary, and AVL databases are also accessible for College patrons at home through the WCC Home Page.* The LRC System participates in interlibrary loan services and cooperative agreements with area libraries. In addition to the bound collections in the LRCs, basic reference sources, periodical subscriptions, various media, and electronic and on-line databases are provided for all students including distance learning.

The LRC System houses a collection of approximately 45,000 bound volumes, over 500 media resources, over 300 periodical subscriptions, and 30 computers with internet access. Special collections on the Wallace Campus include the Teacher's Collection, the Children's Book Collections, and an Alabama Collection.

LRC identification cards are required to checkout materials and may be obtained at the circulation desks. Also Alabama Virtual Library (AVL) cards, which provide home access to the AVL, are available for faculty, staff, and students. Students participate in an orientation program designed to assist them in using LRC resources to enhance learning and research opportunities. Computers, microfiche readers and printers, photocopiers, and viewing and listening centers are available for patron use.

LRC System Resources By Site					
Site	Curriculum/Collection Emphasis	Bound Volumes	Current Periodicals	CD/ROM/ On-Line Databases	Other Services
Wallace Campus	General Academic (67%) Technical (33)%	39,500	270	AVL Multi-Databases, BIP, CD Collection, Internet, Miscellaneous w/books, Nursing, Net Library, Voyager	Bibliographies, Laminating, Micro-copier, Photocopy, Typewriters
Sparks Campus	General Academic (33%) Technical (67%)	5,500	25	AVL, American Leaders, Internet, Multi-Databases, National Geographic, Voyager, World Leaders	Bibliographies, Laminating, Photocopy, Scanning, Typewriters

WALLACE COMMUNITY COLLEGE



Men's Baseball

Southern Division Champions 2003 4th
 State Division Playoffs, 2003

Individual Baseball Honors

All Southern Division
 Les Taylor
 Gabe Vossen
 Jon Adams
 1st Team All-Region
 Kolby Kestgon
 1st Team-All American
 1st Team-All Region
 1st Team-All Southern Division
 Kevin Steele
 1st Team-All American
 1st Team-All Region
 1st Team-All Southern Division
 Les Taylor
 All Southern Division
 Gabe Vossen
 All Southern Division
 Mackey Sasser
 Southern Division Coach of the Year

Women's Softball

Southern Division Champions 2003
 State Champions 2003
 6th place Nationals, 2002
 Southern Division Champions, 2002
 State Champions, 2002

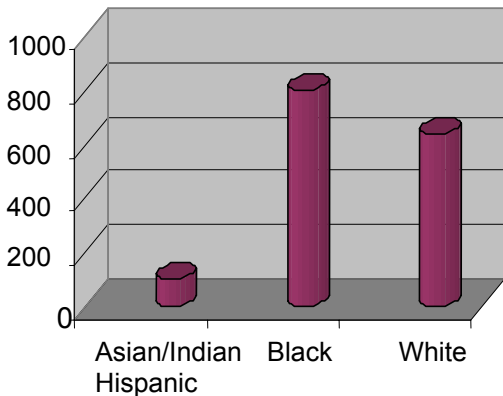
Individual Softball Honors

All Southern Division
 Jennifer Jones
 Michele Lewis
 Jennifer Scheiss
 All Region
 Christy Andrews
 1st Team-All American
 1st Team-All Region
 1st Team-All Southern Division
 Brandi Cmiel
 Pre-season All American
 All Region
 All Southern Division
 All Region Tournament
 Latosha Frazier
 Voted State Player of the Year
 1st Team-All American
 1st Team-All Region
 1st Team-All Southern Division
 All Region MVP
 All World Series Tournament Team
 Jennifer Jones
 All Southern Division
 Michele Lewis
 All Southern Division
 Amy Shaw
 Honorable Mention All-American
 All Southern Division
 All Region
 Jennifer Scheiss
 All Southern Division
 All Region
 Stephanie Webster
 Pre-Season All American
 All Southern Division
 All Region Tournament
 Gene Dews
 All Southern Division Coach of the Year
 All Region Coach of the Year

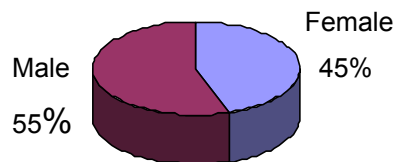
Adult Education 2002-2003

Categories	Number	Percent	Categories	Number	Percent
<u>Age of Students</u>			<u>Ethnic Background</u>		
16-18 Years	415	27%	Asian/Hispanic/Indian	108	7%
19-24	416	27%	Black	806	52%
25-44	562	36%	White	640	41%
49-59	144	9%	Totals	1554	100%
60+	17	1%			
Totals	1554	100%			
<u>Gender</u>			<u>Class Type</u>		
Female	695	45%	Adult Education	1353	87%
Male	859	55%	Family Literacy	6	0%
Totals	1554	100%	Workplace	0	0%
			English/Second Language	78	5%
			Literacy	117	8%
			Totals	1554	100%
<u>Program Size</u>			<u>Educational Completers</u>		
Class Sites	15		Obtained GED	82	77
Classes	30		Higher Education	24	23
EmployeeS	40		Totals	106	100%
Students Served	1554				
			<u>Economic Completers</u>		
			Gained Employment	13	33
			Retained Employment	26	67
			Removed Public Assist	Not Measured	Not Measured
			Totals	39	100%

**Combined Programs
Ethnic Background**



**Combined Programs
Gender Enrollment**



**WALLACE COMMUNITY COLLEGE
SECURITY SERVICES**

The mission of Wallace Community College Security Services is to provide for the overall safety and security of the College community and properties. The mission encompasses the protection of all persons, property, and the maintenance of an orderly environment. The department is a support function created to facilitate the general educational mission of the College.



**Wallace Community College Crime on Campus
2000-2002**

Offense Category	2000			2001			2002		
	Offenses Reported	Cleared	% Cleared	Offenses Reported	Cleared	% Cleared	Offenses Reported	Cleared	% Cleared
Murder/Non-Negligent Manslaughter	0	0	0	0	0	0	0	0	0
Forcible Sex Offenses	0	0	0	0	0	0	0	0	0
Nonforcible Sex Offenses	0	0	0	0	0	0	0	0	0
Robbery	0	0	0	0	0	0	0	0	0
Aggravated Assault	0	0	0	0	0	0	0	0	0
Burglary	0	0	0	5	0	0	5	0	0
Motor Vehicle Theft	0	0	0	0	0	0	0	0	0
Arson	0	0	0	0	0	0	0	0	0
Negligent Manslaughter	0	0	0	0	0	0	0	0	0
Liquor Law Violations	0	0	0	0	0	0	0	0	0
Drug Law Violations	0	0	0	0	0	0	0	0	0
Illegal Weapons Possessions	0	0	0	0	0	0	0	0	0
Totals	0	0	0	5	0	0	5	0	0

BUDGET AND FINANCIAL INFORMATION

Table of Contents

Operating/Non-Operating Revenues..... 64

Operating Expenditures..... 65

Total Revenue Sources..... 66

Foundation Voluntary Support..... 67


Foundation Total Assets..... 69

Sources of Foundation Gifts..... 70

Financial Aid Awards By Campus..... 71

Student Financial Aid By Campus..... 72

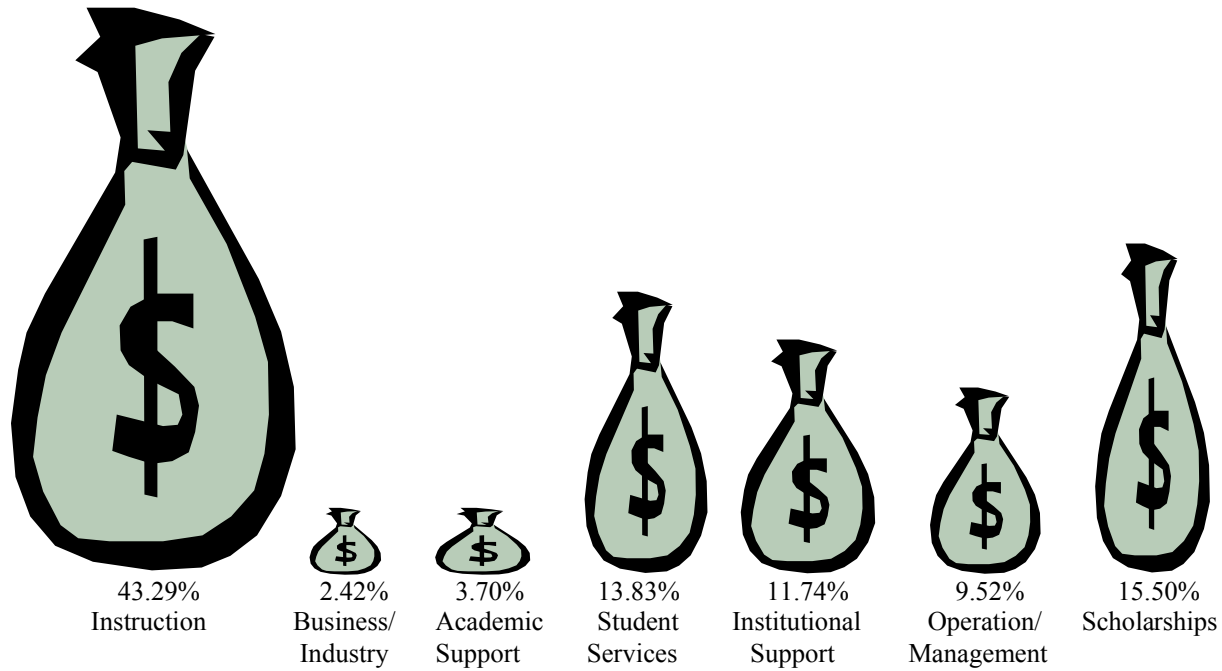
Operating/Non-Operating Revenues



Category	FY 2000		FY 2001		FY 2002	
	Amount	% of Total	Amount	% of Total	Amount	% of Total
State Appropriations	15,314,053	70.47%	\$15,380,536	67.67%	\$15,872,479	49.45%
Student Tuition & Fees	5,907,062	27.18%	\$6,686,329	29.42%	\$5,672,690	17.67%
Investment Income	\$136,837	.63%	\$303,913	1.4%	\$322,635	1.01%
Grants and Contracts	0		0		\$8,371,534	26.09%
Sales/Services of Edu. Activities	\$68,750	.32%	\$24,928	.001%	\$47,517	.15%
Auxiliary Enterprises	NA		NA		\$1,403,824	4.37%
Other	\$305,499	1.41%	\$0	1.41%	\$405,331	1.26%
Total	\$21,732,201	100%	\$22,730,070	100%	32,096,010	100%

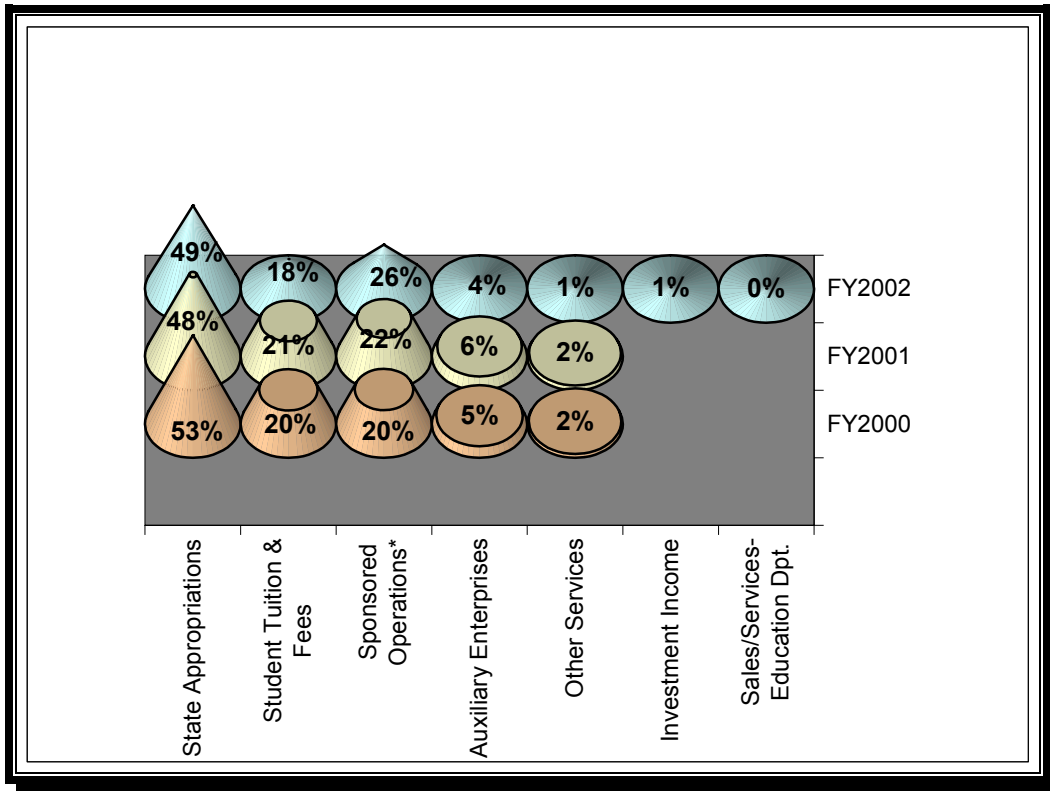
Operating Expenditures

Fiscal Year 2002



Category	FY 2000		FY 2001		FY2002	
	Amount	% of Total	Amount	% of Total	Amount	% of Total
Instruction	\$12,153,428	57.43%	\$10,758,097	54.78%	\$11,936,994	43.29%
Training for Business/Industry	\$258,259	1.22%	\$444,861	2.27%	\$667,476	2.42%
Public Service	\$52,051	.25%	\$36,205	.18%	0	
Academic Support	\$1,119,928	5.29%	\$912,718	4.64%	\$1,019,692	3.70%
Student Services	\$1,355,223	6.40%	\$1,388,834	7.07%	\$3,814,186	13.83%
Institutional Support	\$3,291,764	15.55%	\$2,971,712	15.13%	\$3,237,969	11.74%
Operation & Management	\$2,082,434	9.84%	\$2,068,764	10.54%	\$2,625,073	9.52%
Scholarships	\$846,077	4.01%	\$1,056,699	5.38%	\$4,272,689	15.50%
Total	\$21,162,164	100%	\$19,637,890	\$100%	\$27,574,079	100%

**FY 2001
TOTAL REVENUE SOURCES**



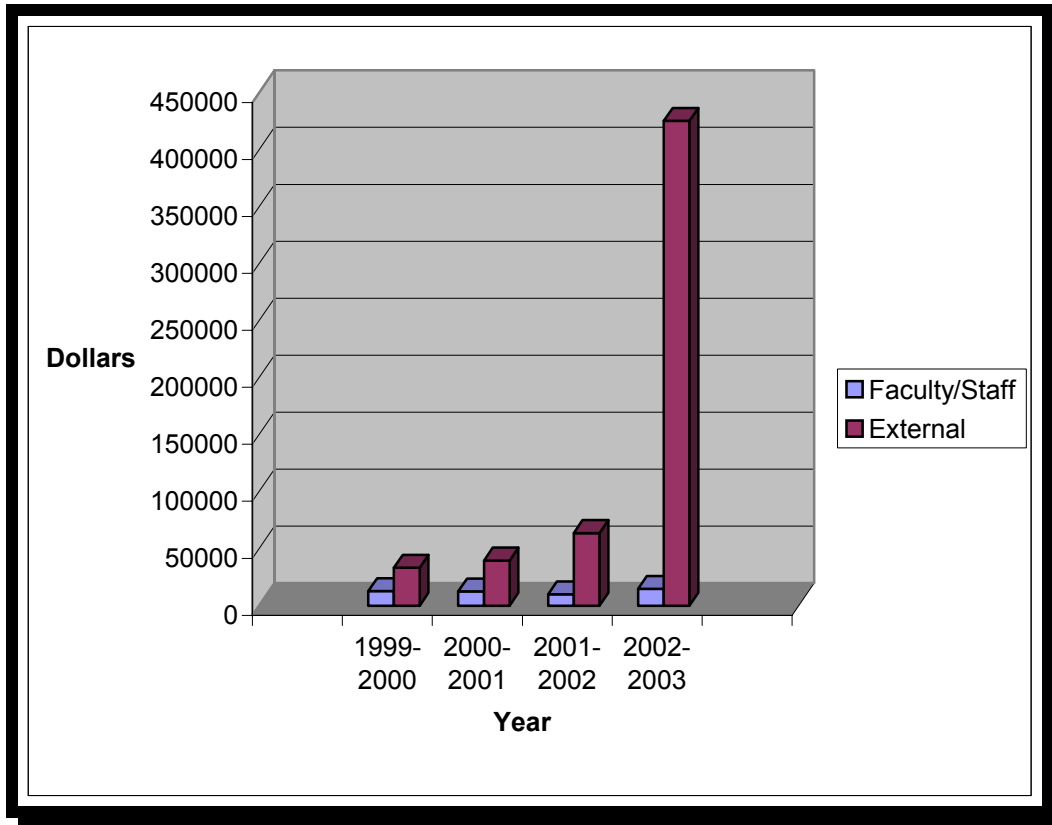
PERCENT OF TOTAL BUDGETED REVENUE

SOURCES OF REVENUE	FY2000	FY2001	FY2002
State Appropriations	52.58%	48.45%	49.45%
Student Tuition & Fees	20.28%	21.06%	17.67%
Sponsored Operations*	20.43%	22.45%	26.09%
Auxiliary Enterprises	4.96%	5.95%	4.37%
Other Services	1.75%	2.09%	1.26%
Investment Income	NA	NA	1.01%
Sales/Services-Education Dpt.	NA	NA	.15%
Total	100%	100%	100%

* Includes all sponsored programs, such as Pell, scholarships, SEOG, WIA, and others as well as other grants and contracts.

**WALLACE EDUCATION SOCIETY FOUNDATION
VOLUNTARY SUPPORT**

Total Gifts by Year

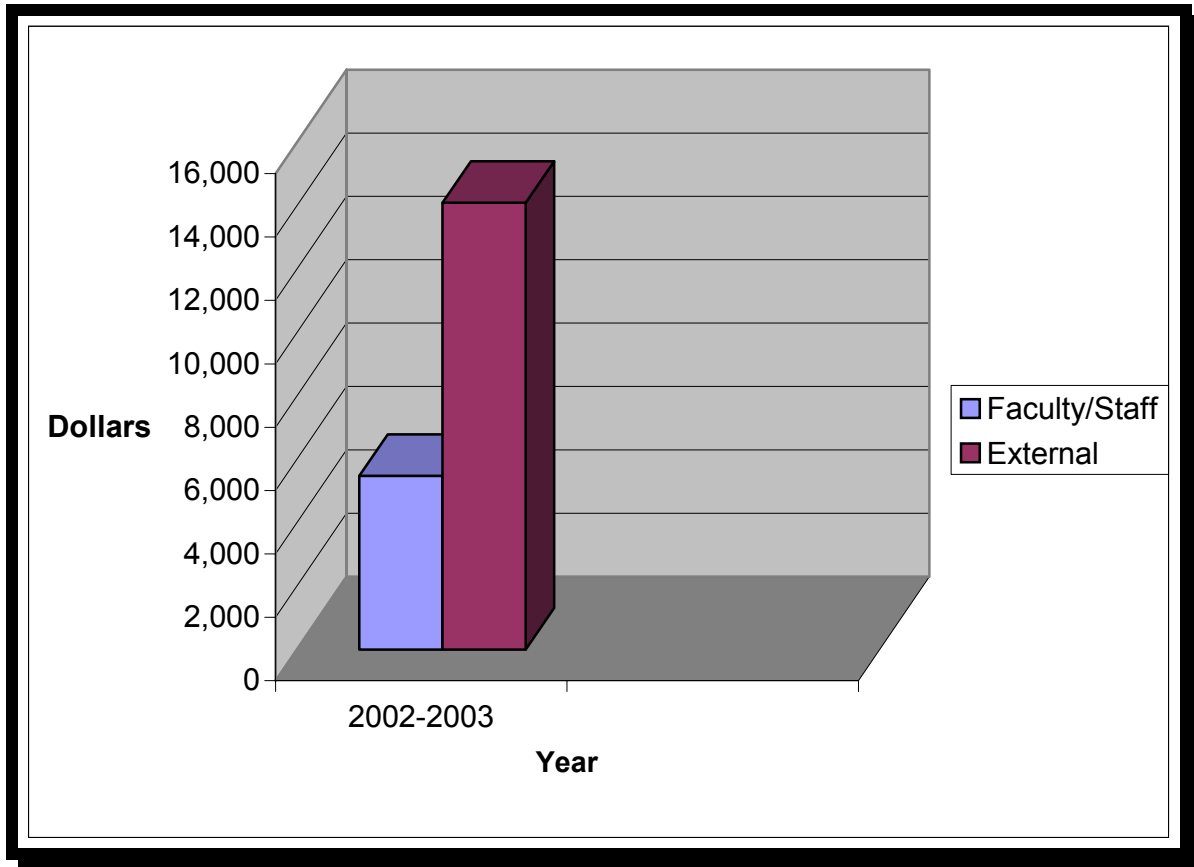


Sources of Gifts By Fiscal Years

Source	1999-2000	2000-2001	2001-2002	2002-2003
Faculty/Staff	12,807	12,567	10,065	14,798
External	33,263	39,558	63,742	425,358
Totals	46,070	52,125	73,807	440,156

**SPARKS EDUCATION SOCIETY FOUNDATION
VOLUNTARY SUPPORT**

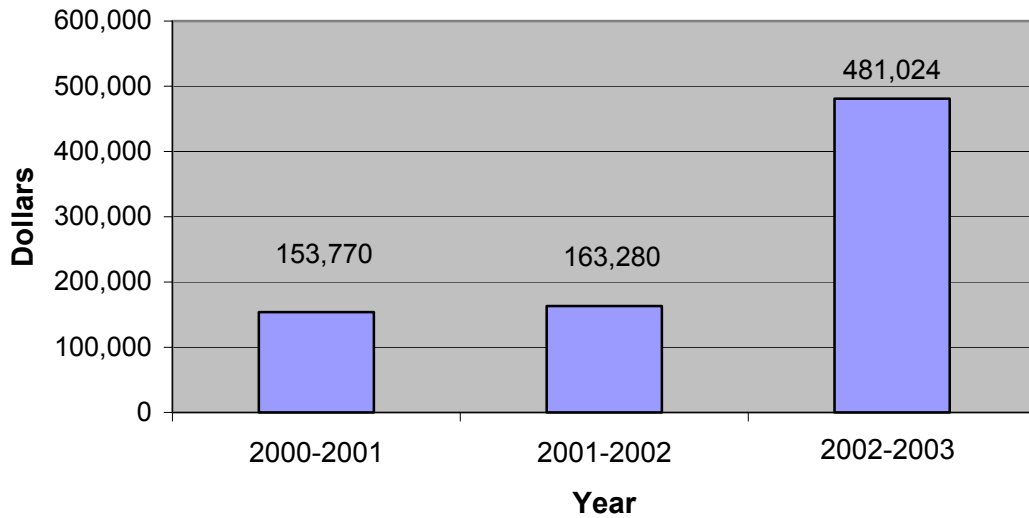
Total Gifts by Year



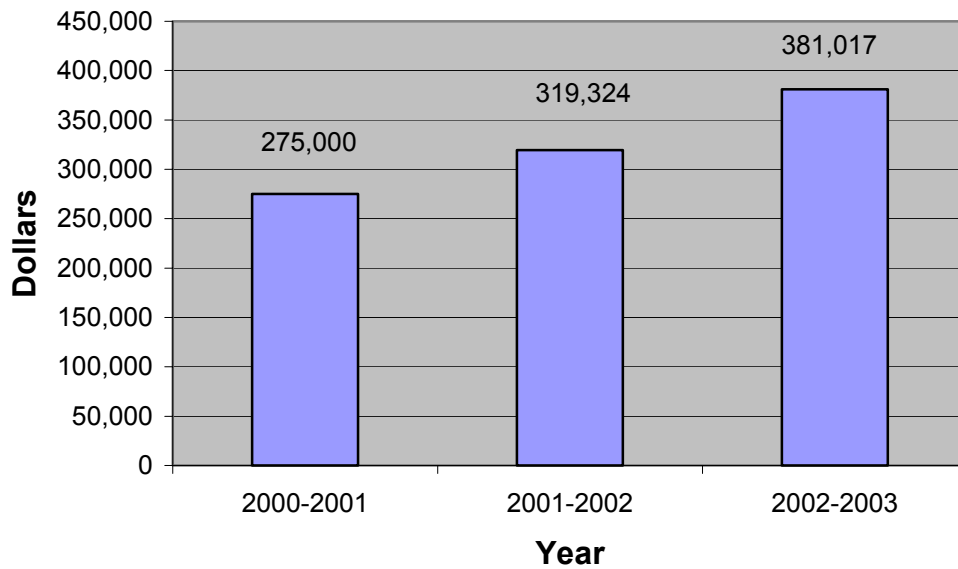
Sources of Gifts By Fiscal Years

Source	1999-2000	2000-2001	2001-2002	2002-2003
Faculty/Staff	NA	NA	NA	5,475
External	NA	NA	NA	14,097
Totals	NA	NA	NA	19,572

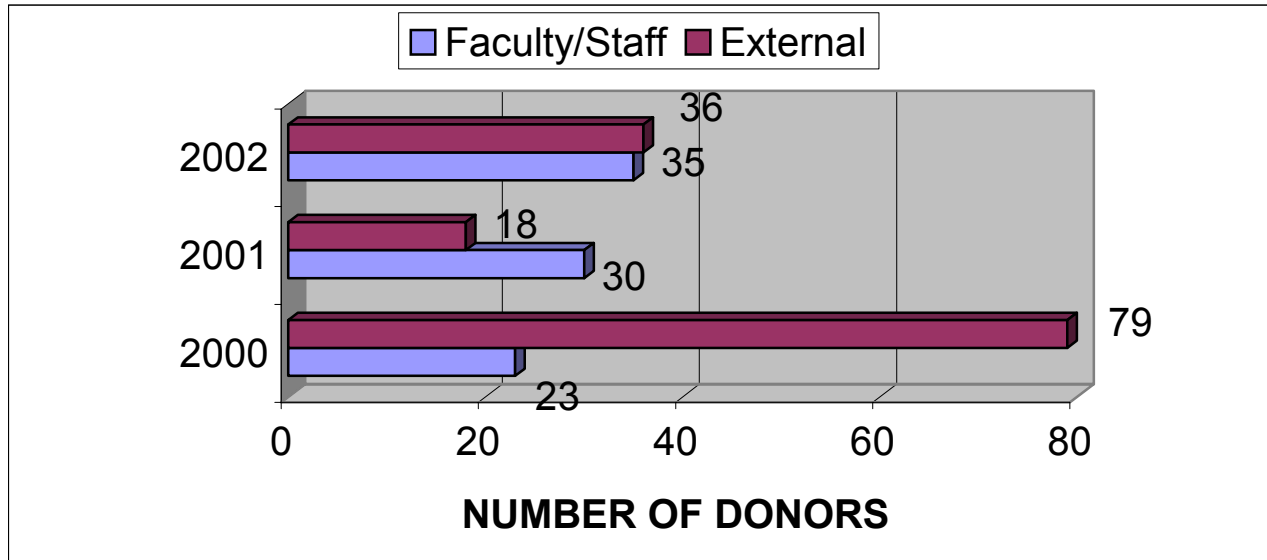
**Wallace Education Society Foundation
Total Assets**



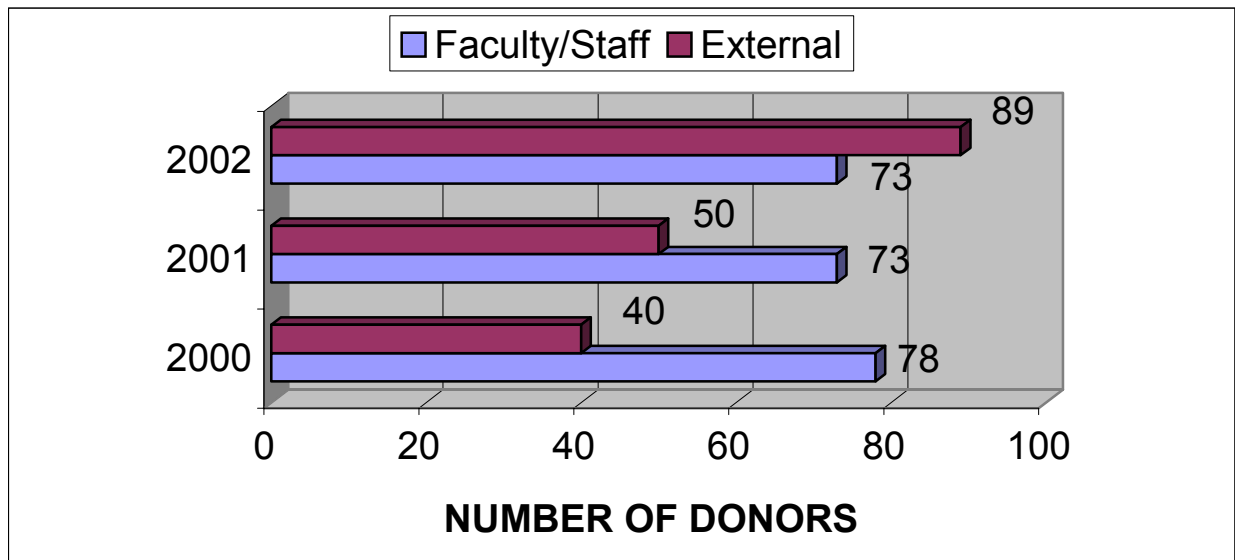
**Sparks Education Society Foundation
Total Assets**



**SOURCES OF GIFTS
SPARKS EDUCATION SOCIETY FOUNDATION**



WALLACE EDUCATION SOCIETY FOUNDATION

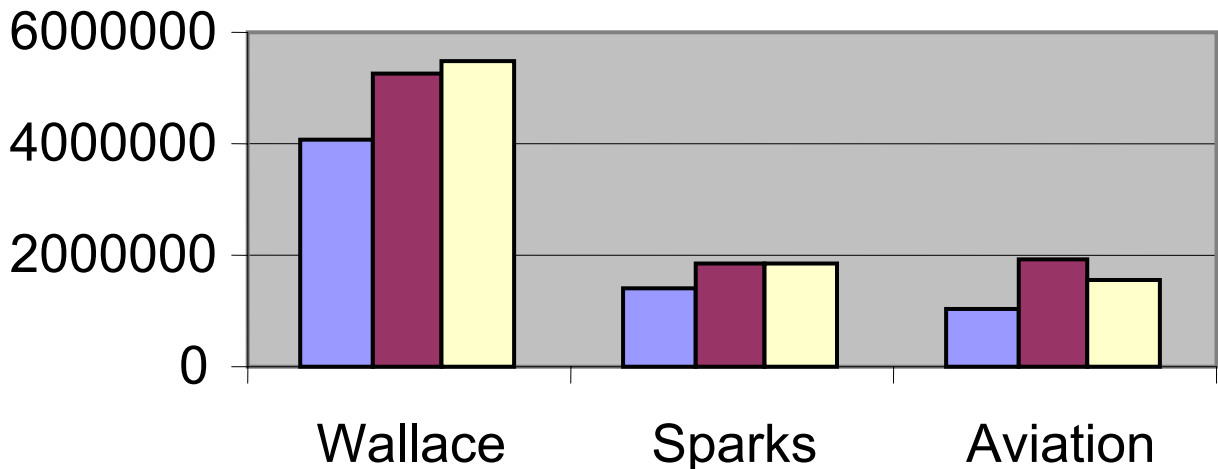


**FINANCIAL AID AWARDS BY CAMPUS
2000-2003**

	WALLACE		SPARKS		AVIATION		TOTALS	
	Amount	Percent	Amount	Percent	Amount	Percent	Amount	Percent
2000-2001	\$ 4,090,730	63%	\$ 1,404,587	22%	\$ 1,023,888	16%	\$ 6,519,205	100%
2001-2002	\$ 5,237,146	58%	\$ 1,859,491	20%	\$ 1,925,342	22%	\$ 9,021,978	100%
2002-2003	\$ 5,487,939	62%	\$ 1,824,305	17%	\$ 1,791,557	17%	\$ 9,103,801	100%

FINANCIAL AID BY CAMPUS

■ 2000-2001
 ■ 2001-2002
 ■ 2002-2003



**STUDENT FINANCIAL AID BY CAMPUS
2002-2003**

Aid Type	Campus						Totals	
	Wallace/ Ft. Rucker		Sparks/ Correctional		Aviation/ Mobile			
	No.	Amount	No.	Amount	No.	Amount	No.	Amount
Pell Grants	1747	\$3,390,843	410	\$808,411	304	\$706,631	2461	\$4,905,885
SEOG	177	89,553	63	\$29,343	18	10,200	258	129,096
Federal Work Study	77	131,855	9	20,738	5	11,428	91	164,021
State Funded Grants and Scholarships	910	1,217,002	258	436,281	391	990,241	1559	2,643,524
Externally funded Grants and Scholarships	574	658,686	51	51,186	50	73,057	675	782,929
Prison Scholarships: Easterling			216	323,374			216	323,374
Ventress			115	154,972			115	154,972
TOTALS	3,485	\$5,487,939	1122	\$1,824,305	768	\$1,791,557	5,375	\$9,103,801

